

# Writing Wheels

...because  
writing should  
be FUN!



## Fall Edition


By Miss DeCarbo

Dear Educators,

Writing should be FUN! These writing spinners provide a unique way to motivate your students during Work on Writing time. The spinner design sets struggling writers up for success because it provides them with an idea, a picture, and a label to start their writing! Students spin the spinner and write about the topic they land on. You can use the writing templates provided in the pack, or use the “stand alone” spinners and have student write in a journal or notebook.

Because each spinner contains 4 writing choices, the same template and spinner can be used MULTIPLE times throughout the week! Templates are differentiated and the pages contain relevant ideas and topics for fall! Let's put a “spin” on our writing center and make it fun for kids! Enjoy!

*Happy Learning.  
Christina*



# What's Included:

## 12 Themed Writing Spinners:

- Fun at School
- Recess
- Special Classes
- Forest Animals
- Apples
- Fall
- Pumpkins
- Halloween
- Costume Fun
- Friendly Faces
- Thanksgiving
- Christmas

-3 Differentiated Templates for Each Theme with the spinner already on the paper!

(Even Kinder Templates!!) 😊

- Optional Writing Pages To Copy Double Sided
- Ink Friendly "Stand Alone" Spinners
- Colored "Stand Alone" Spinners

# Ideas For Using This Pack:

- Work on Writing Time
- Independent Writing Activity
- Writing Centers
- Morning Work
- Early/Fast Finisher Activity
- Writer's Workshop
- Homework
- Small Group Writing
- Tutoring/Remedial Writing Practice
- Great for Sub Days!
- Quick Writing Assessment
- “May Do” Work
- Journal Writing



# Set Up Is Easy!

Your students will need:

A writing template or "stand alone" spinner

Pencil

Paper clip




Students use their pencil and a paper clip to spin the spinner on the page and write about the topic they land on!

# Differentiated Templates!


Name \_\_\_\_\_ Friendly Faces  
Directions: Spin the spinner and write about the picture you land on!

bat



owl

cat




spider

\_\_\_\_\_

\_\_\_\_\_


Name \_\_\_\_\_ Friendly Faces  
Directions: Spin the spinner and write about the picture you land on!

bat



owl

cat



spider

\_\_\_\_\_

\_\_\_\_\_

\_\_\_\_\_

\_\_\_\_\_

\_\_\_\_\_

\_\_\_\_\_


\_\_\_\_\_

\_\_\_\_\_

\_\_\_\_\_


Name \_\_\_\_\_ Friendly Faces  
Directions: Spin the spinner and write about the picture you land on!

bat



owl

cat



spider

My Picture:

\_\_\_\_\_

\_\_\_\_\_




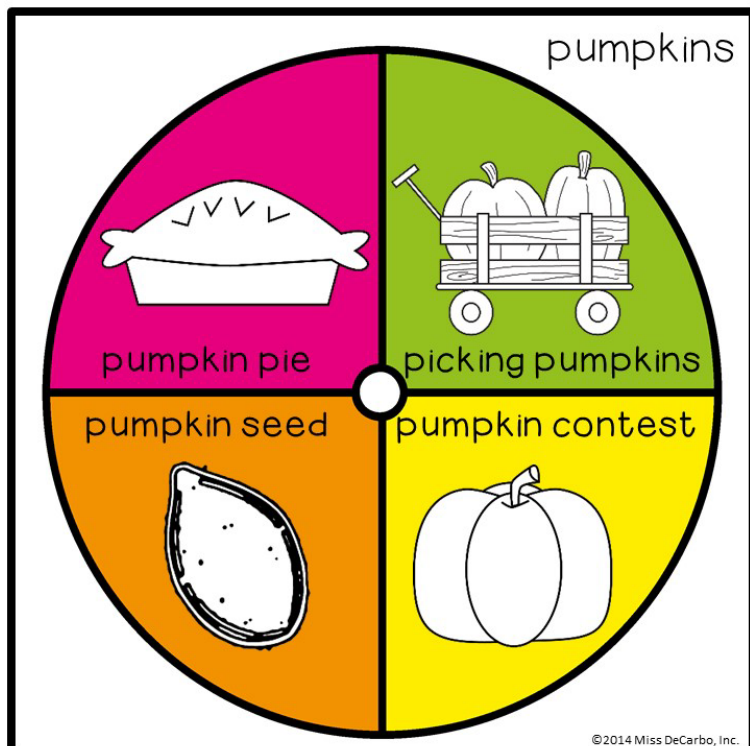
\_\_\_\_\_

\_\_\_\_\_

## 12 Themes!



# Ink Friendly & In Color!




Name \_\_\_\_\_ Friendly Faces

Directions: Spin the spinner and write about the picture you land on!


bat



owl



cat



spider






Name \_\_\_\_\_

# Friendly Faces

Directions: Spin the spinner and write about the picture you land on!

bat



owl

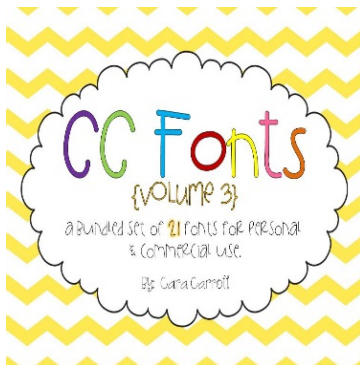

cat

spider

My Picture:

# Clip Art & Font Credits:

Visit Each Artist's Shop By Clicking On The Buttons Below:



<http://www.teacherspayteachers.com/Store/Loving-Learning-With-Ms-Longo>

# Thank you for purchasing this learning pack!



visit my blog for additional ideas and freebies! 😊

[www.secondgradesugarandspice.blogspot.com](http://www.secondgradesugarandspice.blogspot.com)

Happy Learning,

## Christina DeCarbo

©2014 Miss DeCarbo, Inc. All Rights Reserved.

Purchase of this download is for one personal classroom use only.

Duplication or sharing with other classrooms, co-workers, an entire school system, or posting this on any website or blog violates copyright law. Additional licenses to share with other teachers are available at half price. You do not have the right to post this file on your blog, website, district website/server, or *anywhere online* at any time, under any circumstance.

Thank you for understanding. 😊

Scan to Visit My Blog!

