

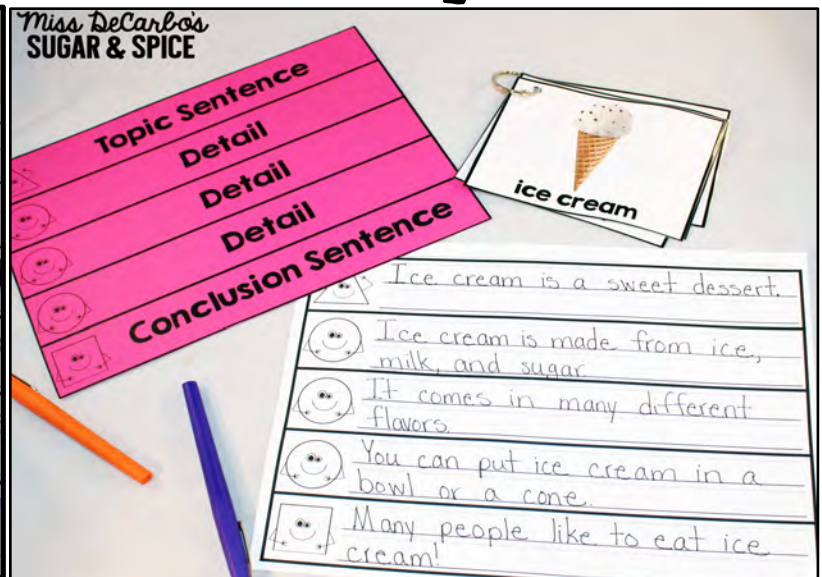
Writing Rings

An Open-Ended Writing Center

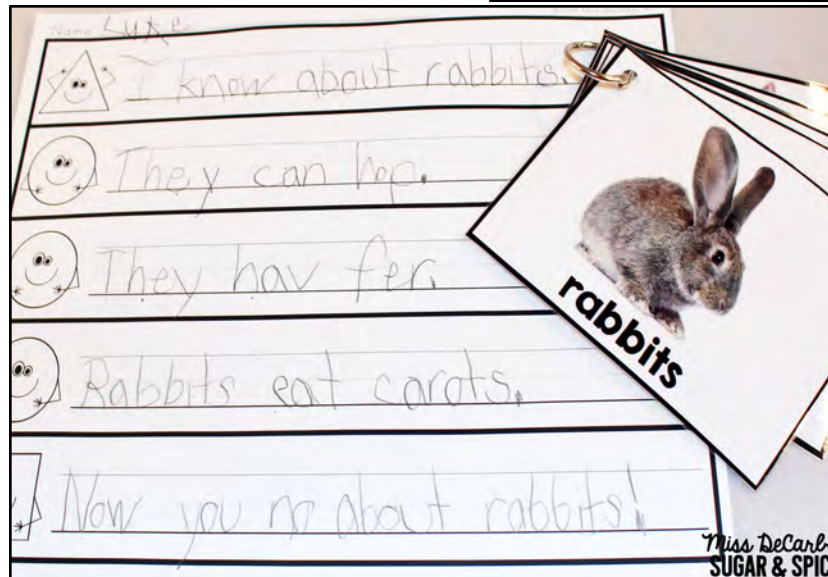


By Miss DeCarbo

Writing Fun For Everyone!



Includes 32 topic cards that can be used for informational AND opinion writing for LOADS of possibilities!



LOTS of differentiated writing templates! You choose which writing lines work best for your students!

So Many Ways To “Write & Play!”

Each writing card can be used for informational AND opinion writing! Easy-to-follow posters and kid-friendly templates guide students through each piece of writing.



10 “Fill It In” writing templates are included. Place in sheet protectors for an instant center with dry erase markers. These can also be printed for extra practice and modeling!

Various Ways To Use This Pack:

-Place all 32 writing cards on a binder ring. Make multiple copies for an instant, choice-filled writing center! Students grab a writing ring, choose their topic, and get started! Make copies of the writing template that works best for your class or group of students.

-Split the 32 writing cards up into categories for a variety of different writing rings! Swap the writing rings in and out of your writing center for weeks of writing fun!

-Place the 10 "Fill It In" writing pieces in sheet protectors for an instant writing AND handwriting center!

-Put the writing cards in a bucket. Students pull out a card and write about the topic!

-Focus on one writing type at a time. Students use writing rings for informational writing. Later in the year, place them in your writing center again and focus on opinion pieces!

Miss DeCarlo's
SUGAR & SPICE

Topic Sentence

Detail

Opinion Statement

Reason #1


recess


If you are sick, you should drink water


about


ome


Name _____
















Na











Differentiated Templates

The following pages offer various writing line sizes for your convenience!



Make copies of the writing templates and posters. Or, place in a sheet protector and students can write with a dry erase marker!





15 Dec 2020
JGAR & SPICE

Topic sentence
Detail
Detail
Conclusion Sentence



Ice cream

Ice cream is a sweet dessert.
Ice cream is made from ice, milk and sugar.
It comes in many different flavors.
You can put ice cream on a stick or a cone.
Many people like to eat ice cream.

©2016 Miss DeCarbo, Inc.

	Topic Sentence		Reason #2
	Detail		Reason #3

 <p>dogs</p>	 <p>cats</p>
--	--

My name is _____

I have _____ hair.

 <p>baseball</p>	 <p>football</p>
 <p>soccer</p>	 <p>basketball</p>

“Fill It In” Writing Warm-Ups



These pages can be used as your students are learning how to write a topic sentence, details, and a conclusion. Use them for handwriting practice, place in sheet protectors, or as printables for modeling and class examples.

the zoo is fun to visit.
like to see the
watch the
pet the
love visiting the zoo.



Miss DeCarbo's SUGAR & SPICE



visit my blog for additional ideas and freebies! ☺ www.missdecarbo.com

Happy Learning,
Miss DeCarbo, Inc.

Purchase of this download is for one *personal classroom use only*. If you wish to share this file with a co-worker or any other person, an additional license is required. Additional licenses are available in my TpT shop at half price. Duplication, or sharing with other classrooms, co-workers, an entire school system, or posting this on any website or blog violates copyright. This includes district and shared servers. **You do not have the right to post this file on your blog, website, district website/server, or anywhere online at any time, under any circumstance.**

Clip Art & Font Credits:

Visit Each Artist's Shop By Clicking On The Buttons Below:



Stock photographs from www.shutterstock.com