


"Just Print" Sub Plans

My Teacher Is Missing!



By Miss DeCarbo

Dear Teacher,

I know how stressful and time consuming planning for a sub can be! It can be even harder when you were not prepared to need a sub, wake up ill one morning, or have to leave school early for an unexpected life event. The printables included in this pack contain a variety of activities you can instantly use on your day away from school! The activities contain a “magic” theme and will keep your students having fun all day long! Three of these activities are connected to the book Miss Nelson Is Missing by James Marshall. The rest of the activities require only a pencil, crayons, scissors, and a little creativity from your students! I think you will LOVE this “just print” sub pack! It truly makes planning for a sub easy and FUN!

Happy Learning.
Christina





Name _____ Date _____

My Teacher's Day

Directions: Today you will write a story about what you think your teacher is doing while he or she is not at school. Be creative! Use this page to plan your story.

In the beginning...

In _____

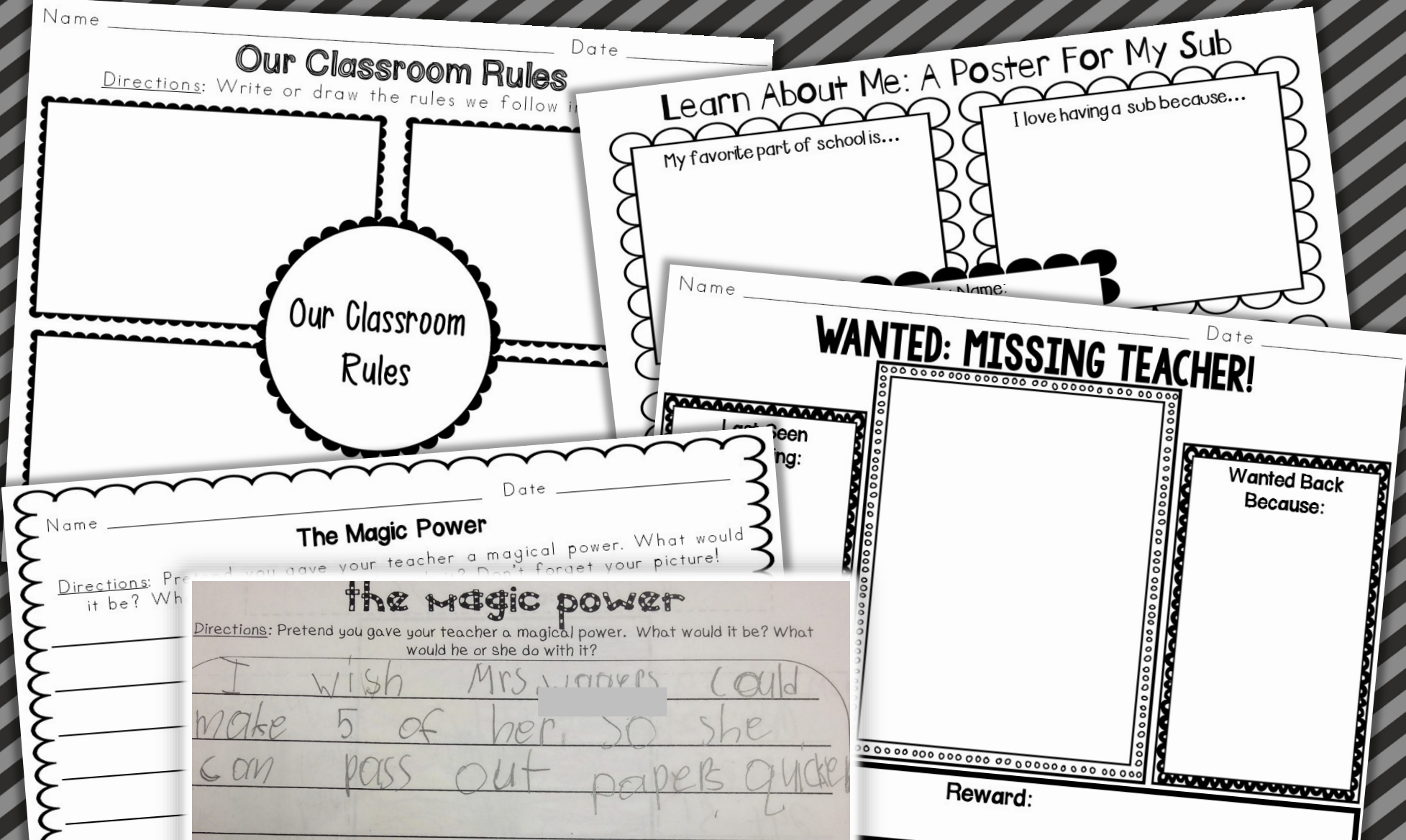
Created ©2012 by Miss DeCarbo, Inc.

My Teacher's Day


Date _____


Created ©2012 by Miss DeCarbo, Inc.

Your students will have a blast writing a story about what they think you're doing while you are not at school! (These are always so cute and fun to read the next day!!) ☺



Get ready to be entertained when you return to school with these fun & creative sub activities!





Name _____

Date _____

My Magic Number

Directions: Think of a number between 1 and 120 but don't write it down! Show your number five different ways. (Examples: tallies, pictures, a story problem, base ten blocks, a number sentence, etc.) Trade your paper with a partner and guess each other's number.

This box is for your partner.
The magic number is _____

Code! Double Digit Subtraction
on problems. Then, use the secret code to figure out the magician's magic word.

$$\begin{array}{r} 48 \\ - 5 \\ \hline \end{array}$$

$$\begin{array}{r} 35 \\ - 23 \\ \hline \end{array}$$

$$\begin{array}{r} 84 \\ - 72 \\ \hline \end{array}$$

Crack the Code! Double Digit Addition
the addition problems. Then, use the secret code to figure out the magician's magic word.

$$\begin{array}{r} 11 \\ + 8 \\ \hline \end{array}$$

$$\begin{array}{r} 24 \\ + 2 \\ \hline \end{array}$$

$$\begin{array}{r} 16 \\ + 20 \\ \hline \end{array}$$

$$\begin{array}{r} 34 \\ + 12 \\ \hline \end{array}$$

Crack the Code! Addition

Directions: Solve the addition problems. Then, use the secret code to figure out the magician's magic word.

$$\begin{array}{r} 9 \\ + 8 \\ \hline \end{array}$$

$$\begin{array}{r} 6 \\ + 2 \\ \hline \end{array}$$

$$\begin{array}{r} 3 \\ + 3 \\ \hline \end{array}$$

$$\begin{array}{r} 4 \\ + 5 \\ \hline \end{array}$$

$$\begin{array}{r} 1 \\ + 3 \\ \hline \end{array}$$

$$\begin{array}{r} 8 \\ + 7 \\ \hline \end{array}$$

$$\begin{array}{r} 9 \\ + 9 \\ \hline \end{array}$$

$$\begin{array}{r} 10 \\ + 0 \\ \hline \end{array}$$

a b c d e f g h i j k l m n o p q r s t u v w x y z
10 12 36 14 35 6 71 15 4 34 11 17 41 10 24 25 17 18 33 46 30 20 23 13 21 29

The magician's magic word is: _____

25

24

24

6

Created ©2012 by Miss DeCarbo, Inc.

Look What We Did Today!

Directions: Write a letter to your teacher telling her everything you did today while he or she was away. Be detailed and include your favorite part of the day!

Dear _____, _____



Sincerely, _____

Created ©2012

The Magician's Word Builder


Directions: Cut out the letters below. Use the letters to make 3, 4, and 5 letter words. Write the words you make in the boxes.

3 letter words

4 letter words

5 letter words

m a i c i a n



Name _____ Date _____

Abracadabra ABC Order

Directions: Write the magical words in ABC order.

rabbit
 magic
 wand
 bracadabra
 hat
 trick
 show
 wave
 cape
 secret


1. _____
2. _____
3. _____
4. _____
5. _____
6. _____
7. _____
8. _____
9. _____
10. _____

Created ©2012 by Miss DeCarbo, Inc.

Name _____ Date _____

Poof! Word Search Magic

Directions: Find the words written in the hat in the word search.



t	a	b	g
e	p	o	o
a	r	f	o
c	e	q	h
h	s	u	b
e	t	j	h
r	o	v	k
i	m	a	g


Created

Swap Search: Word Wall Word Hunt

Directions: Use your word wall to create your own word search! Write five words from the word wall in the box. "Hide" them in the word search. Then, switch papers with a friend!

My Word Wall Words:

1. _____
2. _____
3. _____
4. _____
5. _____



Created ©2012 by Miss DeCarbo, Inc.

Thank You!

Directions: Write a short thank you note to your teacher for you and your class today! Don't forget to sign it!






From _____



"Just Print" Activities To Keep Your Students Engaged & Learning!

Clip Art & Font Credits:

Visit Each Artist's Shop By Clicking On The Buttons Below:



Thank you for purchasing this learning pack!



visit my blog for additional ideas and freebies! ☺

www.secondgradesugarandspice.blogspot.com

Happy Learning,

Christina DeCarbo

©2012 Miss DeCarbo, Inc. All Rights Reserved.

Purchase of this download is for *one personal classroom use only*. Duplication or sharing with other classrooms, co-workers, an entire school system, or posting this on any website or blog violates copyright law. Additional licenses to share with other teachers are available at half price. You do not have the right to post this file on your blog, website, district website/server, or anywhere online at any time, under any circumstance.

Thank you for understanding. ☺

Scan to Visit My Blog!

