

SPRING STRATEGY GAMES

logical thinking for little learners





WHY SHOULD CHILDREN PLAY STRATEGY GAMES WITHIN THE PRIMARY GRADES?

Children are not born with the ability to think critically. As educators and parents, we need to foster critical thinking and teach this important skill. Logical thinking is an essential problem-solving skill that we want students to develop for mathematical reasoning and real-life experiences. The following strategy games are designed to help children logically think through “if this.... then that” scenarios. Children will need to think ahead at the possibilities of their partner’s next moves as they make decisions. These games foster problem-solving skills, critical thinking, logical thinking, strategy skills, cooperation skills as they play with friends, and mathematical reasoning skills. I hope these engaging and hands-on strategy games challenge your students and bring joy to your classroom!

Copyright ©2017 Miss DeCarbo, Inc.

SET UP AND MATERIALS

Print the game boards of your choice. A color version and an ink-friendly version is available for each game. Printing the game boards on cardstock and laminating the boards is optional, but it will increase durability for future use. The first eight games will require only the game board and 13 counters. You may choose to use any counters you would like, such as snap cubes, teddy bears, red and yellow counters, pennies, miniature erasers, etc. The last two games require only the game boards and two different colored game pieces. Once again, you can use different colored snap cubes, teddy bears, counters, etc.




WHAT GAMES ARE INCLUDED?



For the first four games in the pack, players take turns removing one, two, or three counters from the game board. The student who removes the last counter loses. The other player wins!

For games four through eight, students take turns removing one, two, or three counters from the game board. This time, the player who removes the last counter **wins**! Don't let the subtle change fool you! This small difference in the rules creates a new challenge in thinking skills as students strategize their final moves.



Players take turns moving their game pieces one, two, three, or four spaces on the game board. The player who lands on the last space wins the game!

Copyright © 2017 Miss DeCarbo, Inc.

IDEAS FOR USING THIS RESOURCE:



math centers



small group games



morning tubs



fast finisher activities




partner games



“brain warm ups” before a lesson


DON'T GET CAUGHT!

Directions: A leprechaun took your gold coins! It's time to get them back, but don't let him catch you! Cover each coin with a counter. Take turns removing one, two, or three gold coins from the board. The player who removes the last gold coin loses because he or she was caught by the leprechaun! The other player wins! Repeat and play again!



DON'T GET CAUGHT!

Directions: A leprechaun took your gold coins! It's time to get them back, but don't let him catch you! Cover each coin with a counter. Take turns removing one, two, or three gold coins from the game board. The player who removes the last gold coin loses because he or she was caught by the leprechaun! The other player wins! Repeat and play again!





THANK YOU

for choosing a Miss DeCarbo educational resource.



Visit my blog: www.missdecarbo.com

Visit my store: www.missdecarbotpt.com



CONNECT WITH ME




TERMS OF USE:

Purchase of this download is for one personal classroom use only. If you wish to share this file with a co-worker or any other person, an additional license is required. Additional licenses are available in my shop at a discount. Site licenses are available. Please email me for further information. Every page is copyrighted. Duplication, or sharing with other classrooms, co-workers, an entire school system, or posting this on any website or blog violates copyright. This includes district and shared servers. You do not have the right to post this file on your blog, website, district website/server, or anywhere online at any time, under any circumstance.

CLIP ART & FONT CREDITS:

Visit Each Artist's Shop By Clicking On The Buttons Below:



Stock photographs from www.shutterstock.com