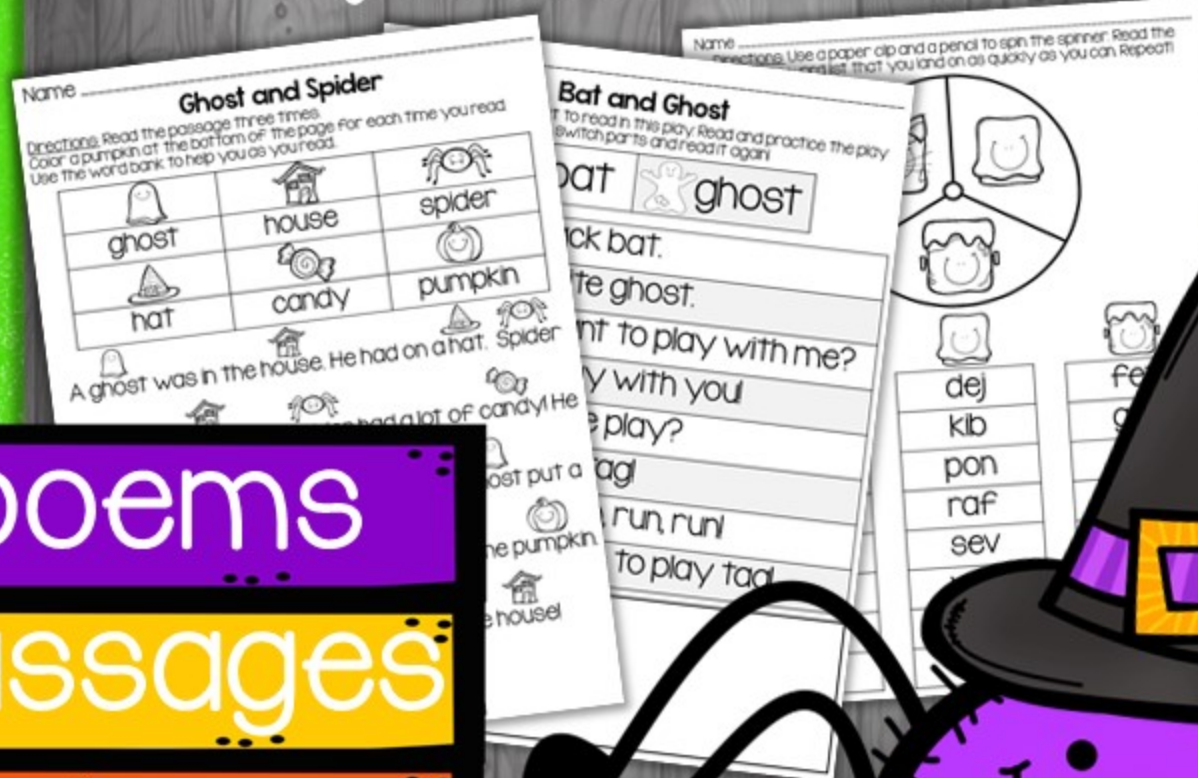


October Just Print Fluency Pack

By Miss DeCarbo



poems

passages

plays

phonics



Dear Teachers,

This mini pack contains "just print" pages you can use to practice fluency with your struggling readers! The passages contain picture keys to ensure struggling readers feel confident! It includes five fun poems to sing, practice, and illustrate. It also includes nonsense word practice, and one page partner plays that are great to use as small group warm ups or during partner reading.

The ink-friendly pages and "just print" format make it an easy pack to grab when you need engaging fluency practice in your classroom. Turn fluency time into a "no prep" activity and take back your planning time! I hope you and your students have fun with this learning pack!

Happy Learning.
Christina



Ideas For Using This Pack:

- Small Group Reading
- Guided Reading "Warm Ups"
- No Prep Literacy Centers
- Sub Days
- Morning Work
- Homework
- Partner Reading
- Read to Someone time
- Tutoring
- Intervention Time
- Poetry Time
- Advanced Kindergarten
- First Grade Readers
- Struggling Second
- Intervention Specialists



poems

Three Wise Owls

Tune: Three Blind Mice



The Sorry Spider

Tune: The Itsy Bitsy Spider



The itsy bitsy spider
sat in the haunted house.
He crept down the hall
And scared a little mouse.
"Wait!" said the spider,
"I'm sorry I was mean."
And the itsy bitsy spider
said, "Happy Halloween!"

Clickity, Boo!

Tune: The Itsy Bitsy Spider

Clickity

Clickity, Boo!

Click my shoe

green

mean

Boo!

Click

seek

kin

to see

can be

pumpkin, pumpkin

Big and bright

You are such a spooky sight!

plays

Name _____

Bat and Ghost

Directions: Choose a part to read in this play. Read and practice the play with your partner. Then, switch parts and read it again!



bat



ghost



I am a black bat.



I am a white ghost.



Do you want to play with me?



Yes, I will play with you!



What will we play?



We will play tag!



You are it! Run, run, run!



This is fun! I like to play tag!

Draw a picture to match the play.

©2014 Miss DeCarbo, Inc.

Cat and Witch

Part to read in this play. Read and practice the play with your partner. Then, switch parts and read it again!

witch

Pumpkin

Part to read in this play. Read and practice the play with your partner. Then, switch parts and read it again!



pumpkin

me?

ed help with?

d red hat.

d.

leck.

k.

ne bench!

est friend!

ch the play.

©2014 Miss DeCarbo, Inc.

©2014 Miss DeCarbo, Inc.

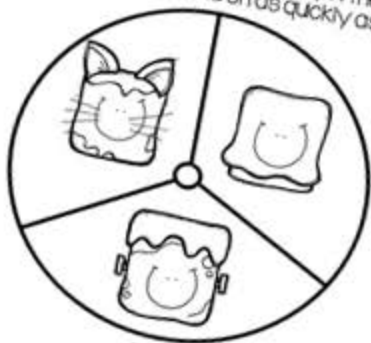
©2014 Miss DeCarbo, Inc.

©2014 Miss DeCarbo, Inc.

phonics

Name _____

Directions: Use a paper clip and a pencil to spin the spinner. Read the nonsense word list that you land on as quickly as you can. Repeat!



toz

rin

woz

pag

bek

mux

wap

gib



dej

kib

pon

raf

sev

yud

wix

von



fez

gud

fod

ton

gub

yas

rul

med



rak

nid

heb

jop

caf

yub

mes

duf

hom

lub

siv

han

k

hu

lak

gio

woc

rud

haj

pid

res

miz

bov

ric

sed



mep

nim

siz

deg

lob

mav

fos

haz

rit

wex

hal

bix



wav

rin

lol

pud

fid

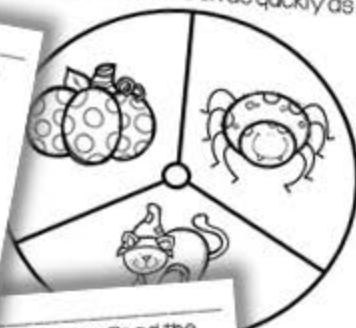
sem

wug

vok

Name _____

Directions: Use a paper clip and a pencil to spin the spinner. Read the nonsense word list that you land on as quickly as you can. Repeat!



the spinner. Read the
as you can. Repeat!



sij

piner. Read the
you can. Repeat!



wav

rin

lol

pud

fid

sem

wug

vok

passages

Name _____

The Spell





Directions: Read the passage three times.
Color a pumpkin at the bottom of the page for each time you read.
Use the word bank to help you as you read.

	
witch	
	
moon	

Name _____

The Jack-o-Lantern




Directions: Read the passage three times.
Color a pumpkin at the bottom of the page for each time you read.
Use the word bank to help you as you read.

		
		Dracula
		
		bat

Name _____

Fall Fun

Directions: Read the passage three times.
Color a pumpkin at the bottom of the page for each time you read.
Use the word bank to help you as you read.

		
---	---	---

Name _____

Ghost and Spider

Directions: Read the passage three times.
Color a pumpkin at the bottom of the page for each time you read.
Use the word bank to help you as you read.

		
ghost	house	spider
		
hat	candy	pumpkin

A ghost was in the house. He had on a hat. Spider was in the house, too. Spider had a lot of candy! He let the ghost eat candy with him. The ghost put a pumpkin in the house. He put his hat on the pumpkin. Spider and the ghost had fun in the house!



©2014 Miss DeCarbo, Inc.


Name _____

Pumpkin Seed

Directions: Read the passage three times.
Color a pumpkin at the bottom of the page for each time you read.
Use the word bank to help you as you read.

	
seed	sprout
	
vine	flower

A pumpkin seed will come up. A pumpkin sprout will come up. A pumpkin flower will grow. Then, a pumpkin will grow. Last, the pumpkin will be orange. Sam loves his pumpkin!



©2014 Miss DeCarbo, Inc.



THANK YOU



for choosing a Miss DeCarbo™ educational resource



Visit My Blog: www.missdecarbo.com
Visit My Store: www.missdecarbotpt.com



CONNECT WITH ME




TERMS OF USE:



This download is for one personal classroom use only. Every page is copyrighted. Duplication, or sharing with other classrooms, co-workers, an entire school system, or posting this on any website or blog violates copyright. This includes district and shared servers. You do not have the right to post this file on your blog, website, district website/server, or anywhere online at any time, under any circumstance. All Rights Reserved.

YOU MAY ALSO LOVE...



Want MORE Just Print Fluency Packs? Click [HERE](#) or on the picture below to find them all! Grab the BUNDLE and save!


Just Print Fluency BUNDLE

By Miss DeCarbo



CLIP ART & FONT CREDITS:

Click each artist's logo to be redirected to their store.



[Owl clipart provided by Loving Learning With Mrs. Longo](#)

Stock photographs from www.shutterstock.com

McGregor, T. (2007). *Comprehension connections: Bridges to strategic reading*.