

# Sight Word Tracking BUNDLE

Fry Words 1-500

*By Miss DeCarbo*






# What's Included?


## Sight Word Spinners

Spin Your Way Through  
500 Sight Words!

*By Miss DeCarbo*



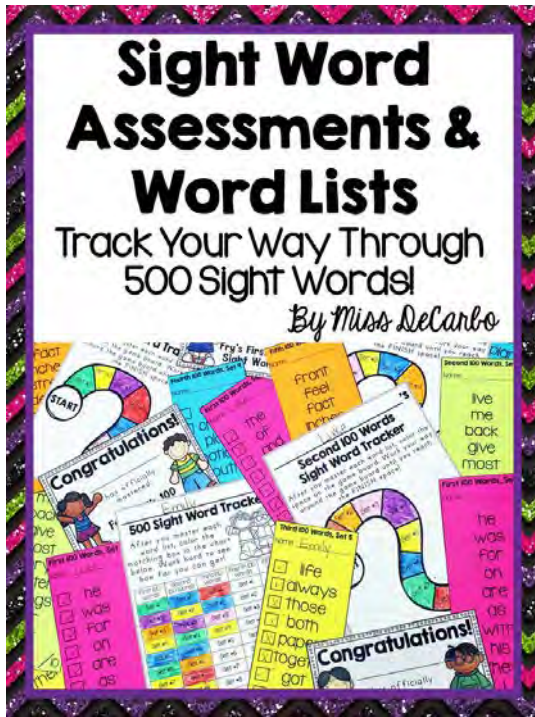
A FUN alternative to sight word flashcards! Students will spin the spinner and read the word list they land on as quickly as possible! Then, repeat! Great for literacy centers, small group "warm ups," homework, word work time, and more!





# What's Included?

This pack contains sight word lists for the first 500 Fry words, assessment sheets, FUN student-friendly tracking pages, EDITABLE class recording sheets for the teacher, EDITABLE templates, certificates, and full Fry word lists! Assessing sight word identification has never been so simple & engaging!

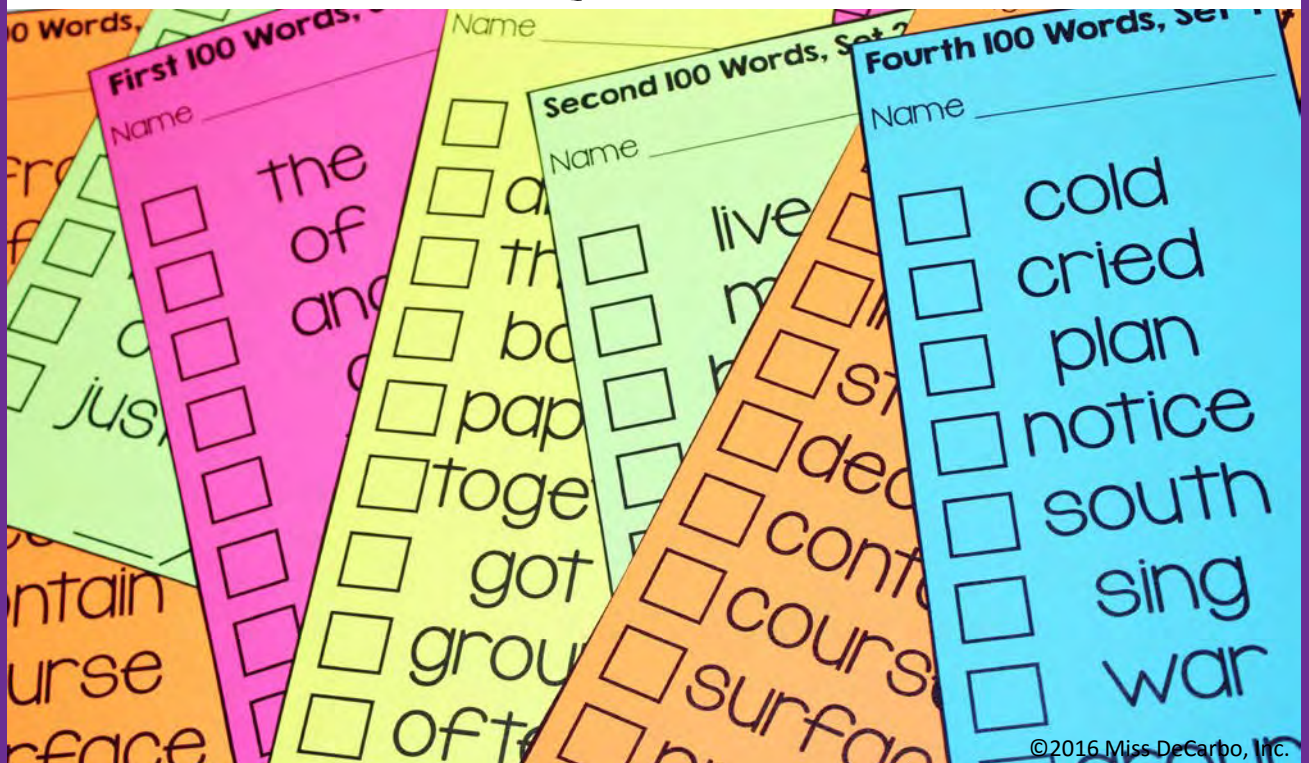




# Word Lists Are Perfect For Word Work, Homework, and Centers!



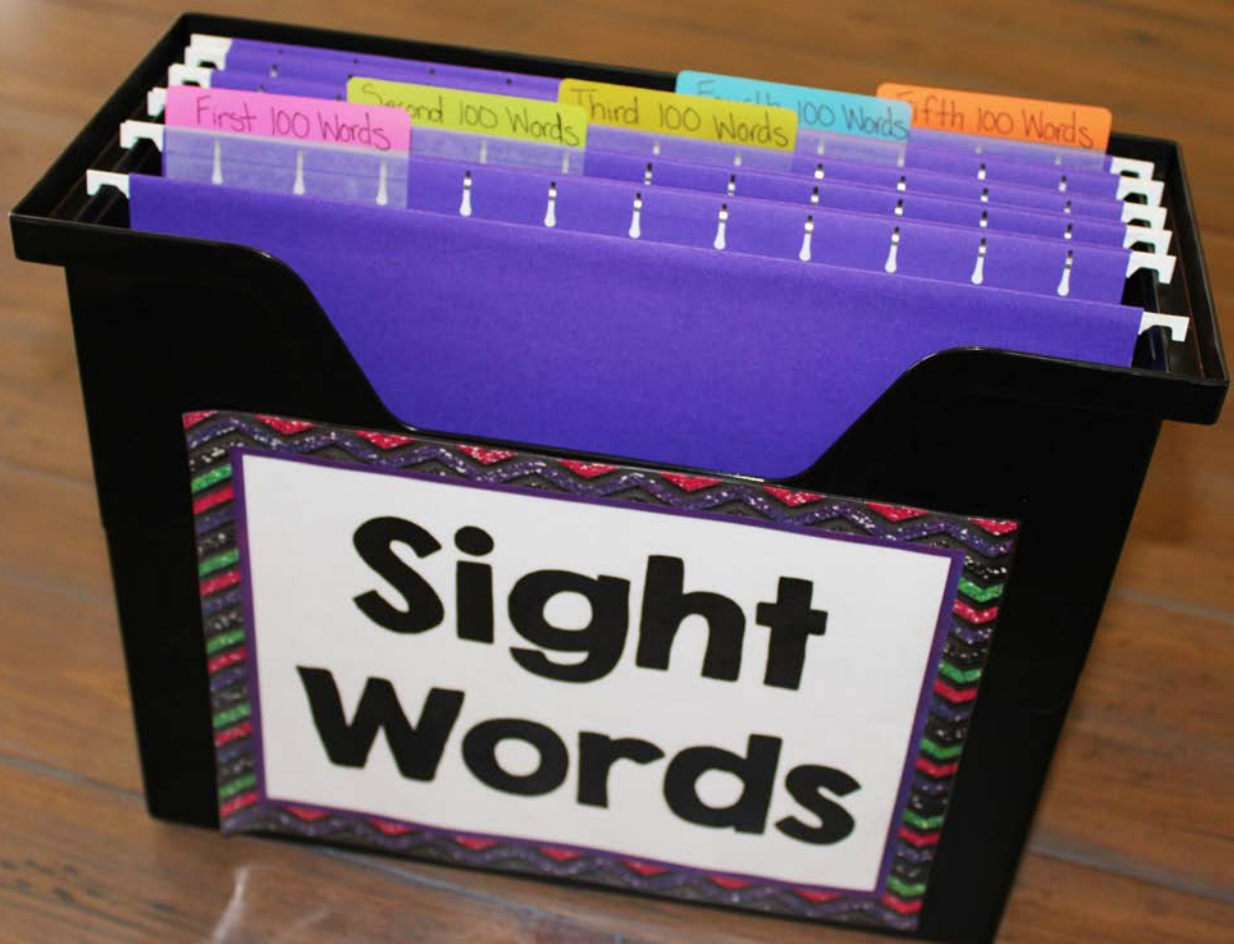
## Simple, No-Fuss Assessment Forms For Busy Teachers & Staff!





# Organization Tip

Use a milk crate and file folders to organize the sight word lists and your assessments. Make class sets of the sight word lists and assessments. Place class copies of the word lists in file folders. Label the tops of the file folders so students can easily and quickly grab what they need when they move onto the next list of words. Some teachers choose to laminate copies of the word lists so that they can be used over and over again each year! 😊



# Help Children Manage Their Own Word List To Practice During Word Work Time

You can create a bulletin board with a library pocket for each child. Students can store their current word list in their pocket. When it's time for word work, the student simply grabs his or her word list to practice reading and spelling the words. Then, the student can return it to the pocket when word work or center time is over. Read more about how I individualize word work in a blog post found [HERE](#).






# Great For Small Group “Warm Ups!”

It's essential that I make every second of small group time count within my room. To do so, I like to have an activity my students can start on their own as soon as they get to the small group table. Sight Word Spinners are perfect for this! When my students get to the table, they immediately start to practice the week's sight words using the Sight Word Spinners. They continue to spin, read, and repeat in order to “warm up” their brains. I also have a basket of previously read books they can read when they are done. This helps everyone transition into group smoothly and effectively while we are waiting to begin our lesson for the day.



Name \_\_\_\_\_ First 100 Words, Set I

Directions: Use a paper clip and a pencil to spin the spinner. Read the word list that you land on as quickly as you can. Repeat!



the
a
in
of
is
to
and
you



it
the
that
is
to
of
you
a



of
you
and
in
is
that
it
the



## First 100 Words, Set I

Name \_\_\_\_\_

the  
of  
and  
a  
to  
in  
is  
you  
that  
it

## First 100 Words, Set I

Name \_\_\_\_\_

the  
of  
and  
a  
to  
in  
is  
you  
that  
it

## First 100 Words, Set I

Name \_\_\_\_\_

☐

the

☐

of

☐

and

☐

a

☐

to

☐

in

☐

is

☐

you

☐

that

☐

it

\_\_\_\_\_/10

## First 100 Words, Set I

Name \_\_\_\_\_

☐

the

☐

of

☐

and

☐

a

☐

to

☐

in

☐

is

☐

you

☐

that

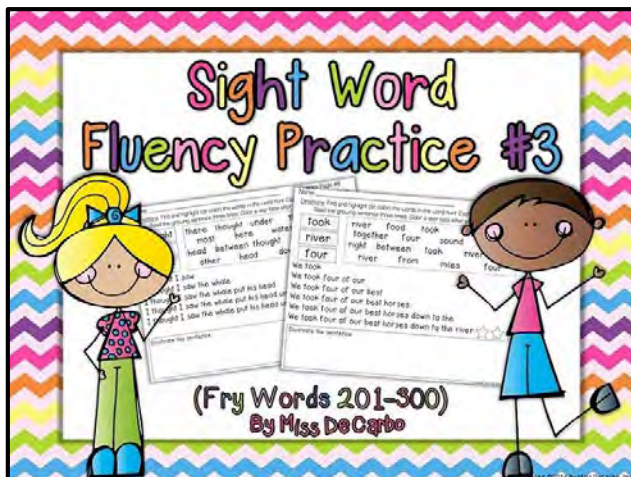
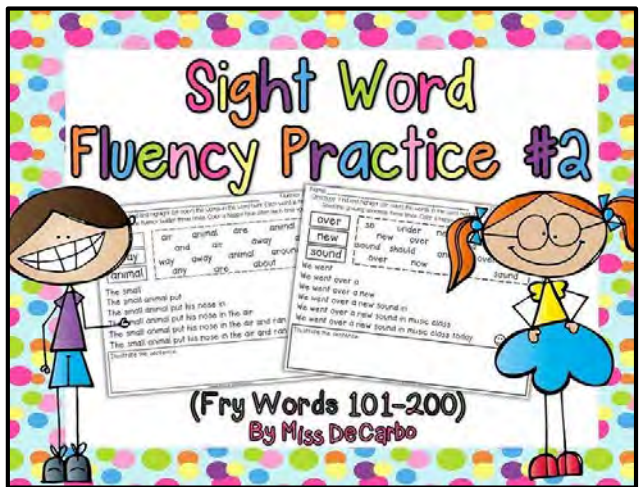
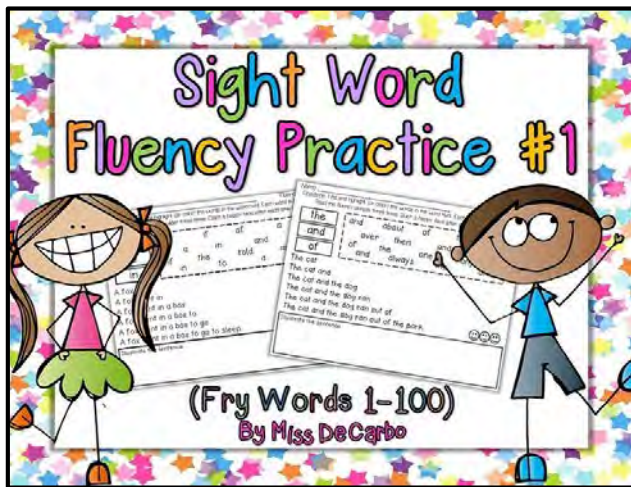
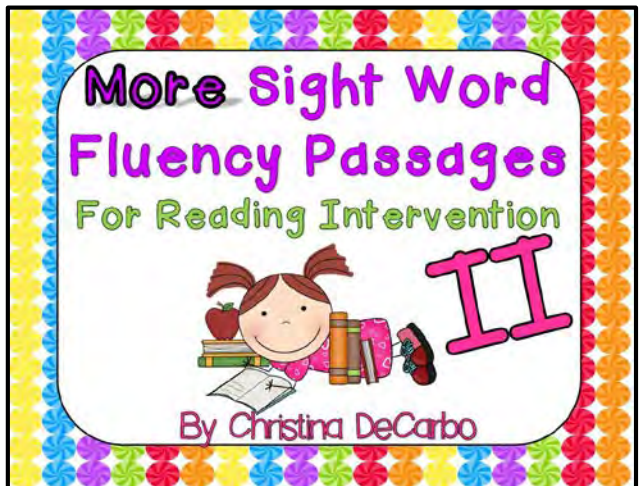
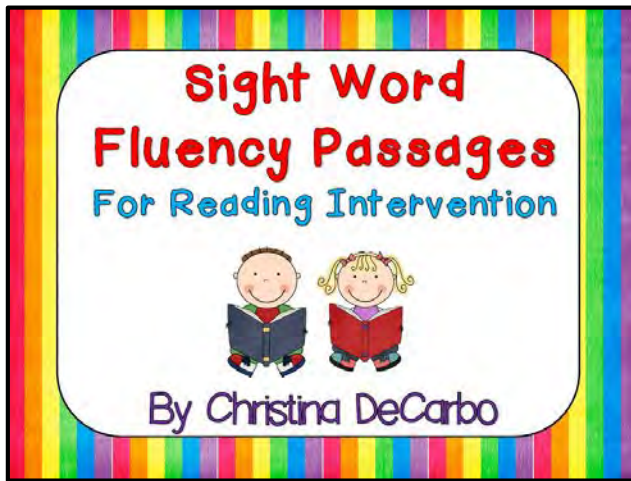
☐

it

\_\_\_\_\_/10

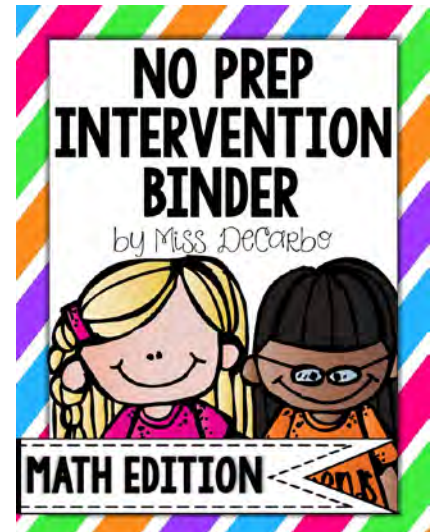
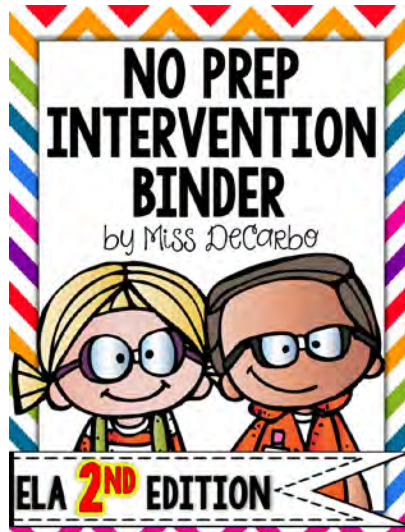
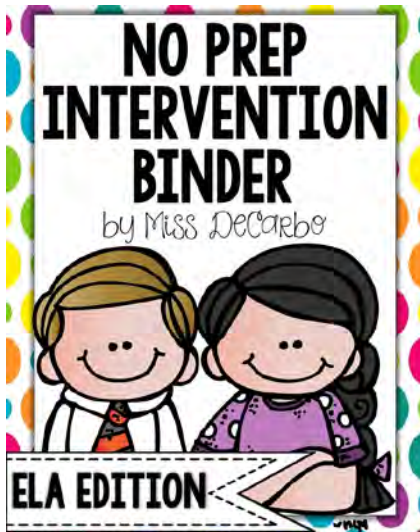


# Looking For Additional Sight Word Resources? Click Below!





# Looking for No Prep Intervention Binders? Click Below!



**Click [HERE](#) to Follow Me on TpT!**  
**Get Notifications of New Items!**



Miss DeCarbo

★ Following (9,661)

United States - Ohio - Union

**Click the Star  
to Follow Me!**

★★★★★ 4.0  
28,442 votes

*Intervention  
at your fingertips!*

**Check Out My  
No Prep  
Intervention  
Binders!**



## FREE DOWNLOAD

Assess the general quality of my work with this free download

Free Classroom Posters for Tab...

**DOWNLOAD NOW**

My Products (137)

Ratings & Comments

Ask a Question

My Profile

Quick Find

## CUSTOM CATEGORIES

BUNDLES

Back to School

Classroom Decor

*Click Here To Check Out...*

**Text Evidence Passages For Reading!**





visit my blog for additional ideas and freebies! 😊

[www.missdecarbo.com](http://www.missdecarbo.com)

Happy Learning,

**Miss DeCarbo**


©2016 Miss DeCarbo, Inc. All Rights Reserved.

Purchase of this download is for one personal classroom use only. If you wish to share this file with a co-worker or any other person, an additional license is required. Additional licenses are available in my TpT shop at half price.

Duplicating, replicating, or sharing with other classrooms, co-workers, an entire school system, or posting this on any website or blog violates copyright law. Additional licenses to share with other teachers are available at half price. **You do not have the right to post this file on your blog, website, district website/server, or anywhere online at any time, under any circumstance.**

# Clip Art & Font Credits:

Visit Each Artist's Shop By Clicking On The Buttons Below:



Stock photographs from [www.shutterstock.com](http://www.shutterstock.com)