


Sight Word Spinners

Spin Your Way Through
500 Sight Words!

By Miss DeCarbo



A Fun Alternative to Sight Word Flash Cards!

As teachers, we know sight word identification is so important! Students need to be able to recognize sight words quickly, which requires a great deal of repetition and practice. Sight Word Spinners offer a FUN alternative to sight word flash cards. Each page covers just 10 high frequency words, making practice and reinforcement easily manageable for little learners! Use them in literacy centers, small groups, homework, morning work, and more! Send the pages home for parent involvement, or use them as mini-assessments. There are so many possibilities! I hope you enjoy this learning pack with your students!



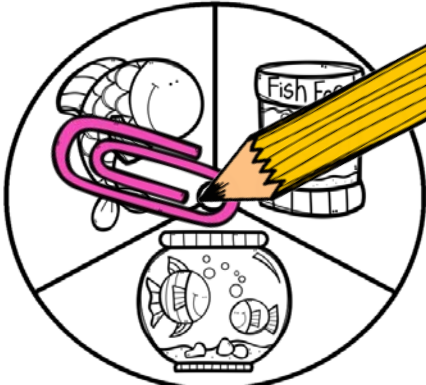
♥ Christina




How It Works

Using a paperclip and a pencil (or a pointer), the student spins the spinner. Then, the child reads the word list with the matching picture as quickly as he or she can! Continue to spin and read the word lists for lots of practice!

Name _____ Second 100 Words, Set 7

Directions: Use a paper clip and a pencil to spin the spinner. Read the word list that you land on as quickly as you can. Repeat!



		
why	need	such
men	turn	ask
went	read	because
such	because	men
need	ask	here
ask	here	turn
because	such	went
read	why	read

©2016 Miss DeCarbo, Inc.

After landing on a picture, the student reads the matching word list as quickly as possible! Then, the child will spin and repeat!

Ideas For Use

small group “warm up”

morning work

homework

alternative to flash cards

sight word assessments

literacy centers

sight word practice program

tutoring practice

reinforcement

sight word center

great for aides to use

read to someone “game”

Set Up Tips & Tricks

There are 10 pages, or “sets,” of words for each of the 100 Fry Word Lists. Print each set of spinners on different colored cardstock for easy management and organization!




Great For Small Group “Warm Ups!”

It's essential that I make every second of small group time count within my room. To do so, I like to have an activity my students can start on their own as soon as they get to the small group table. Sight Word Spinners are perfect for this! When my students get to the table, they immediately start to practice the week's sight words using the Sight Word Spinners. They continue to spin, read, and repeat in order to “warm up” their brains. I also have a basket of previously read books they can read when they are done. This helps everyone transition into group smoothly and effectively while we are waiting to begin our lesson for the day.



Name _____ First 100 Words, Set I

Directions: Use a paper clip and a pencil to spin the spinner. Read the word list that you land on as quickly as you can. Repeat!



the
a
in
of
is
to
and
you



it
the
that
is
to
of
you
a



of
you
and
in
is
that
it
the

Use a paper clip and a pencil to spin the spinner. Read the word that you land on as quickly as you can. Repeat!



he
on
as
was
his
are
they
with



they
I
are
for
his
with
was
on



was
as
with
his
are
I
he
they




know
only
years
sound
little
over
work
place

©2016 Miss DeCarbo, Inc.


©2016 Miss DeCarbo, Inc.

Use a paper clip and a pencil to spin the spinner. Read the word that you land on as quickly as you can. Repeat!



Second 100 Words, Set 3

Use a paper clip and a pencil to spin the spinner. Read the word that you land on as quickly as you can. Repeat!



off
spell
away
house
page
air
point
animal




house
air
animal
change
point
off
play
page

©2016 Miss DeCarbo, Inc.

Name _____ Third 100 Words, Set 3

Directions: Use a paper clip and a pencil to spin the spinner. Read the word that you land on as quickly as you can. Repeat!



saw
light
left
head
don't
thought
while
story



head
while
under
don't
light
few
saw
story



thought
few
left
under
light
story
don't
while

©2016 Miss DeCarbo, Inc.

correct
person
strong
on
minutes
became
quickly
stars

sh
V
pe
min
qu
st
bec
str



ew
se
ce
lem
d
s
r
n



since
room
problem
complete
piece
told
horse
knew



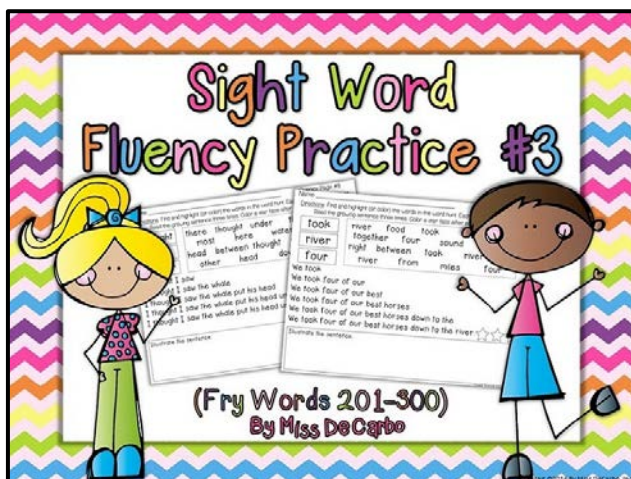
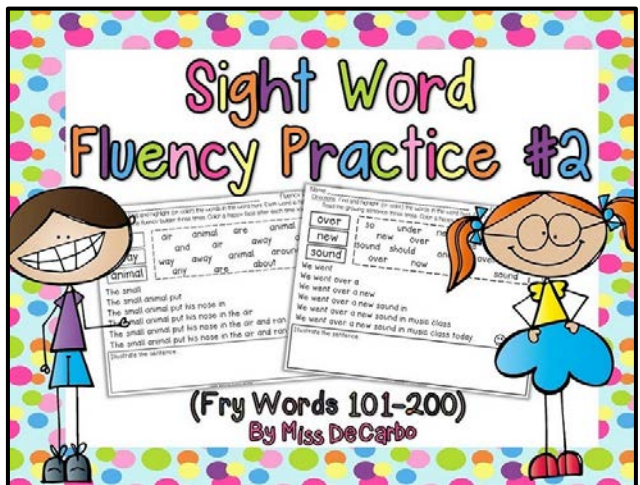
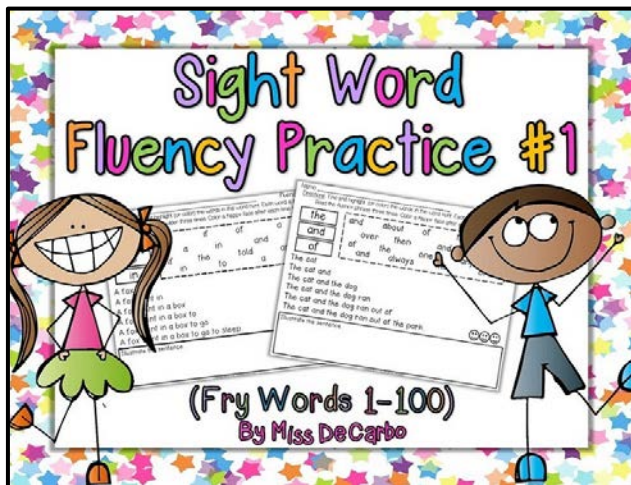
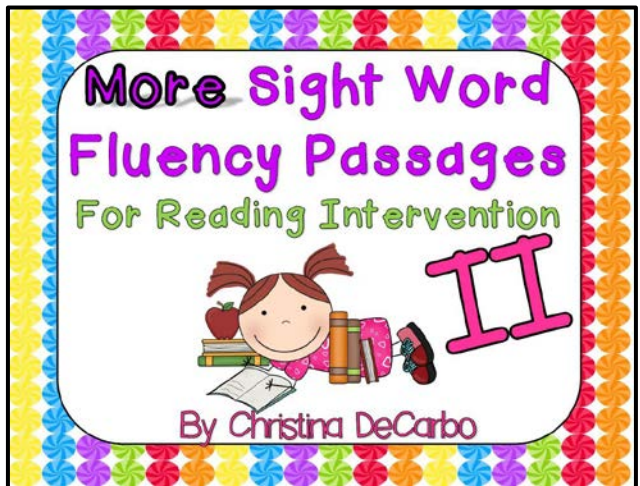
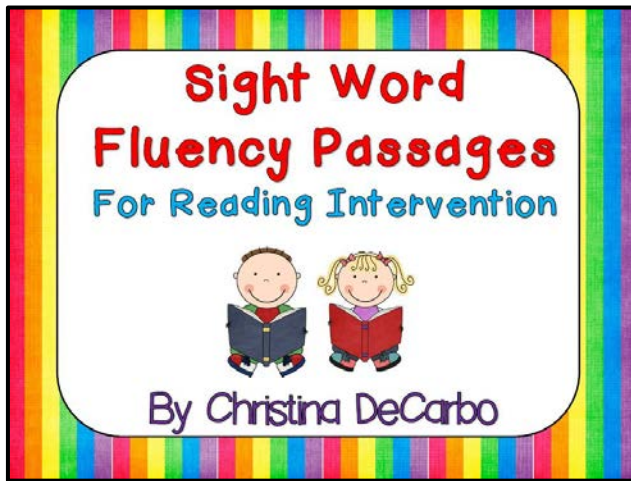
boat
can
ought
ane
stand
ce
ne
nd



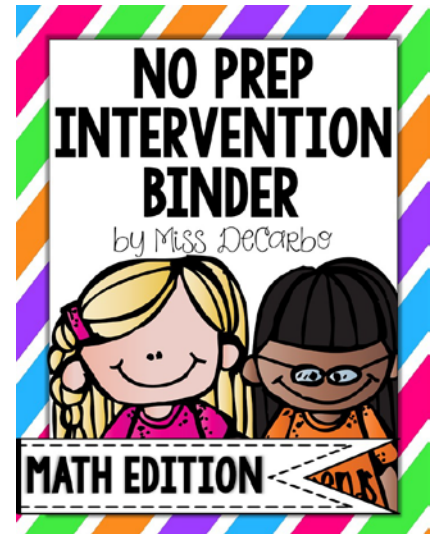

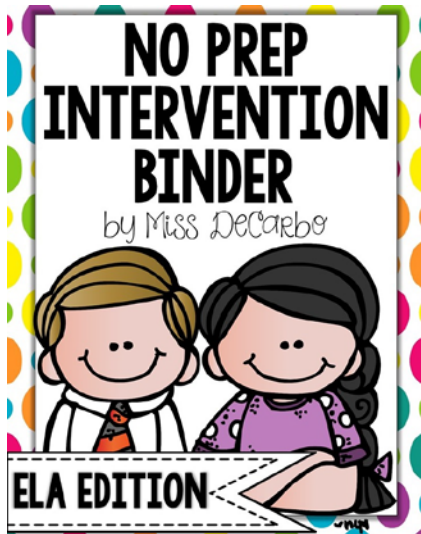
system
force
boat
understand
round
brought
behind
game

©2016 Miss DeCarbo, Inc.

Looking For Additional Sight Word Resources? Click Below!



Looking for No Prep Intervention Binders? Click Below!



Click HERE to Follow Me on TpT!
Get Notifications of New Items!



Miss DeCarbo

★ Following (9,661)

United States - Ohio - Union



Click the Star to Follow Me!

★★★★★ 4.0
28,442 votes

*Intervention
at your fingertips!*

**Check Out My
No Prep
Intervention
Binders!**



FREE DOWNLOAD

Assess the general quality of my work with this free download

Free Classroom Posters for Tab...

DOWNLOAD NOW

My Products (137)

Ratings & Comments

Ask a Question

My Profile

Quick Find

CUSTOM CATEGORIES

BUNDLES

Back to School

Classroom Decor

Click Here To Check Out...
Text Evidence Passages For Reading!



visit my blog for additional ideas and freebies! 😊

www.missdecarbo.com

Happy Learning,

Miss DeCarbo

©2016 Miss DeCarbo, Inc. All Rights Reserved.

Purchase of this download is for one personal classroom use only. If you wish to share this file with a co-worker or any other person, an additional license is required. Additional licenses are available in my TpT shop at half price.

Duplicating, replicating, or sharing with other classrooms, co-workers, an entire school system, or posting this on any website or blog violates copyright law. Additional licenses to share with other teachers are available at half price. **You do not have the right to post this file on your blog, website, district website/server, or anywhere online at any time, under any circumstance.**