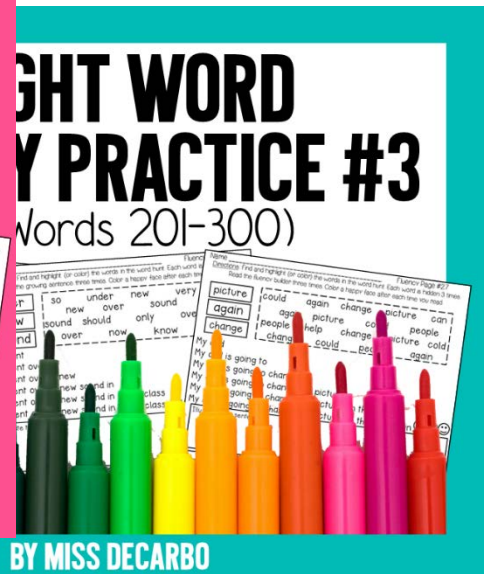
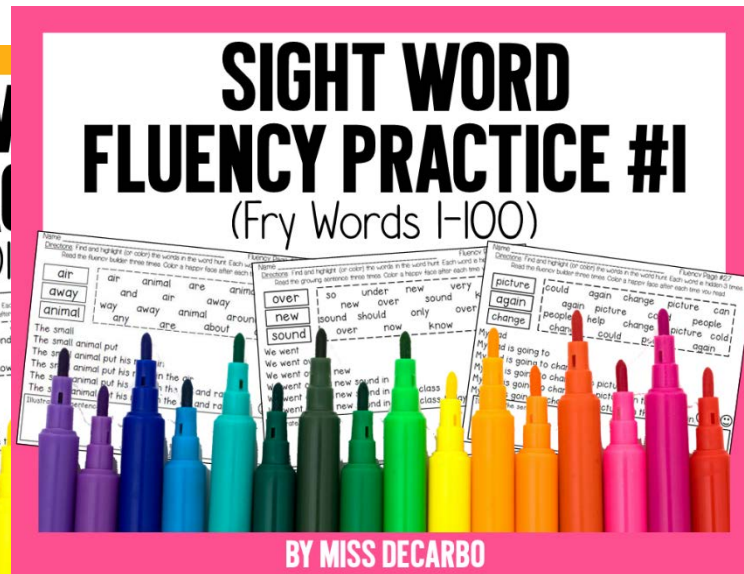
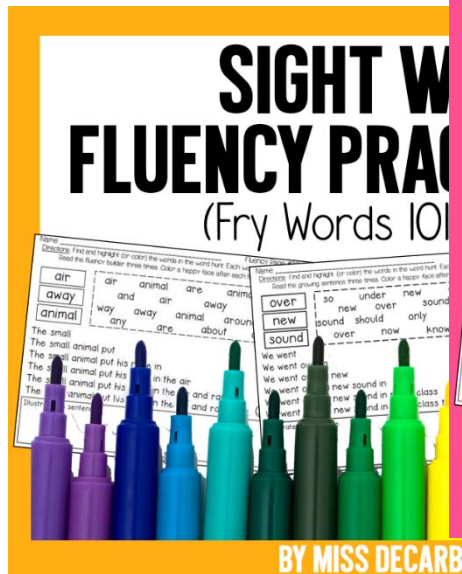


# SIGHT WORD FLUENCY PRACTICE BUNDLE

## Fry Words 1-300



**BY MISS DECARBO**

# TEACHER INSTRUCTIONS

Dear Educator,

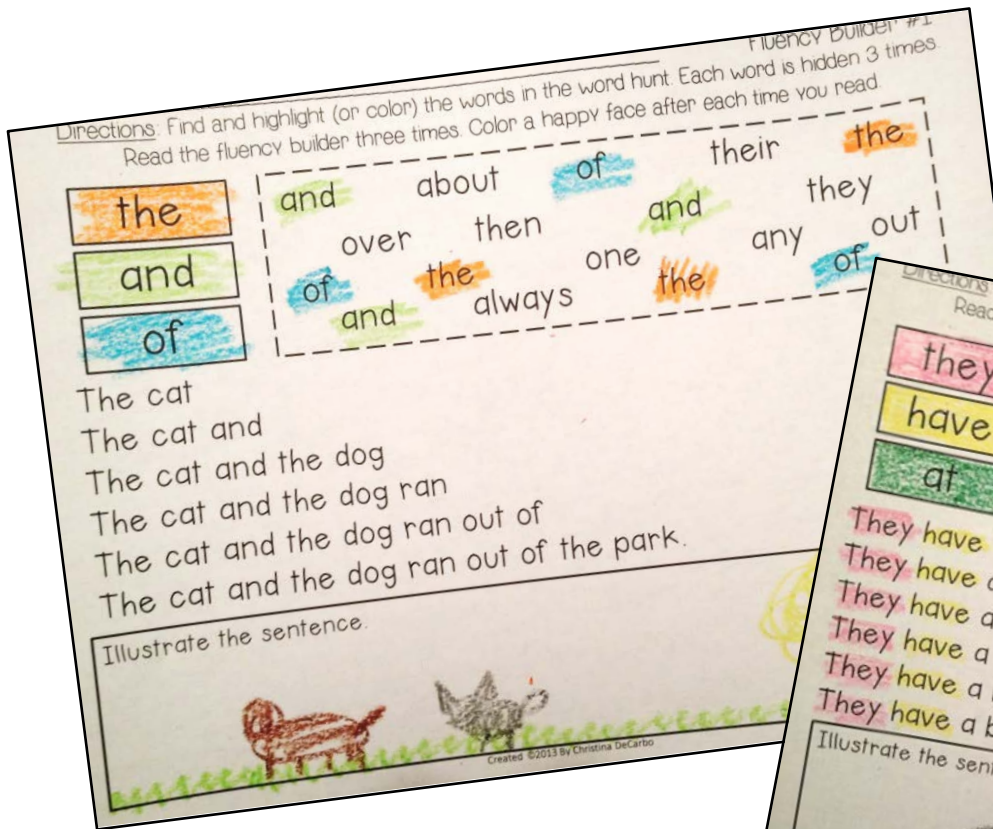
This fluency pack was designed to provide you with yet another way to develop your students' sight word fluency. Each of the 34 fluency pages targets three of Fry's sight words and puts those sight words into the context of a sentence. You can use this pack as a "warm-up" to your guided reading lessons, as an RTI intervention tool, as homework, seatwork, or as center work for your kiddos!

Using this fluency pack is easy!

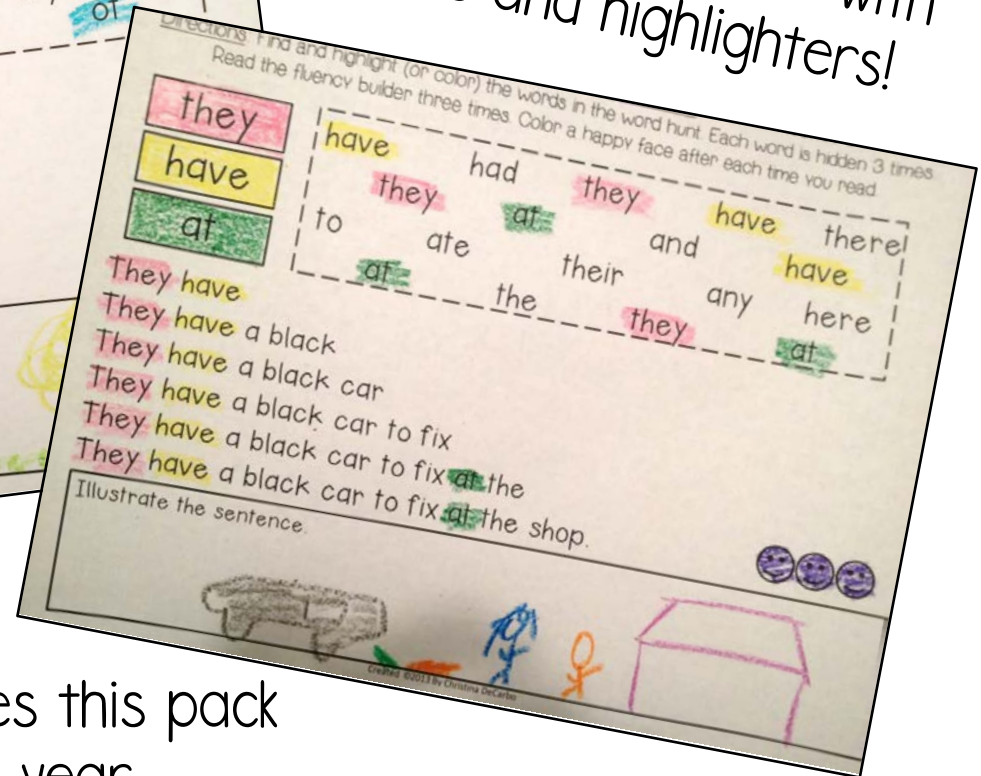
- 1) Students will first learn the targeted sight words with the flashcards.
- 2) Students will practice identifying those sight words as they color or highlight the three targeted words within the word hunt box. You can also have students color or highlight the words within the sentence if you wish.
- 3) Students will read the fluency phrase three times. This provides students with the opportunity to practice the targeted sight words within the context of a sentence to develop rate, expression, and smoothness.
- 4) Students will illustrate the completed sentence to demonstrate comprehension of the text.

Use the pre and post assessment page to keep track of your students' growth. An easy teacher-tracker is also included to help you plan your lessons or daily instruction for each reading group with ease! I hope you enjoy this learning pack and find it useful for your students! - Christina DeCarbo ☺

# FLUENCY PRACTICE ACTION PHOTOS!



Students love finding the targeted sight words with crayons and highlighters!



The short length of text makes this pack ideal for the first half of the year, struggling readers, and Tier III students.

Student Name \_\_\_\_\_ Date \_\_\_\_\_

Pre-Assessment

Place a check mark beside each word the student can correctly and instantly read.

the	with	what	their	like	first	come
and	his	all	if	him	than	made
of	they	were	will	into	now	may
a	have	we	up	time	water	part
to	at	when	other	has	been	
in	be	your	about	look	called	
is	this	can	an	two	who	
you	as	said	many	more		
	from	there	then	white		
			them	go		
				see		

Pre-assessment, Post-assessment, and a Teacher Tracking page for easy lesson and intervention planning!

Student Name \_\_\_\_\_ Date \_\_\_\_\_

Post-Assessment

Place a check mark beside each word the student can correctly and instantly read.

what	their	like	first	come
all	if	him	than	made
were	will	into	now	may
we	up	time	water	part
when	other	has	been	
your	about	look	called	
can	an	two	who	
said	many	more	am	
there	then	white	its	
use	them	go	no	
out	these	see	find	
each	so	number	long	
which	some	my	down	
he	her	way	day	
o	would	could	did	
w	make	people	get	

\_\_\_\_ / 100

Teacher Tracking Sheet

Use the page to keep track of which Fluency Builder your group or class is currently working on.

Group or Class: \_\_\_\_\_


Pre Assessment	#1	#2	#3	#4
#5	#6	#7	#8	#9
#10	#11	#12	#13	#14
#15	#16	#17	#18	#19
#20	#21	#22	#23	#24
#25	#26	#27	#28	#29
#30	#31	#32	#33	#34

Created: ©2013 By Christina DeCarbo



# SIGHT WORD FLUENCY PRACTICE #1

(Fry Words 1-100)



BY MISS DECARBO

Name \_\_\_\_\_

Fluency Phrase #1

Directions: Find and highlight (or color) the words in the word hunt. Each word is hidden 3 times.

Read the fluency phrase three times. Color a happy face after each time you read.

the

and

of

and about of their the  
over then and they  
of the one any out  
and always the of

The cat

The cat and

The cat and the dog

The cat and the dog ran

The cat and the dog ran out of

The cat and the dog ran out of the park.



Illustrate the sentence.

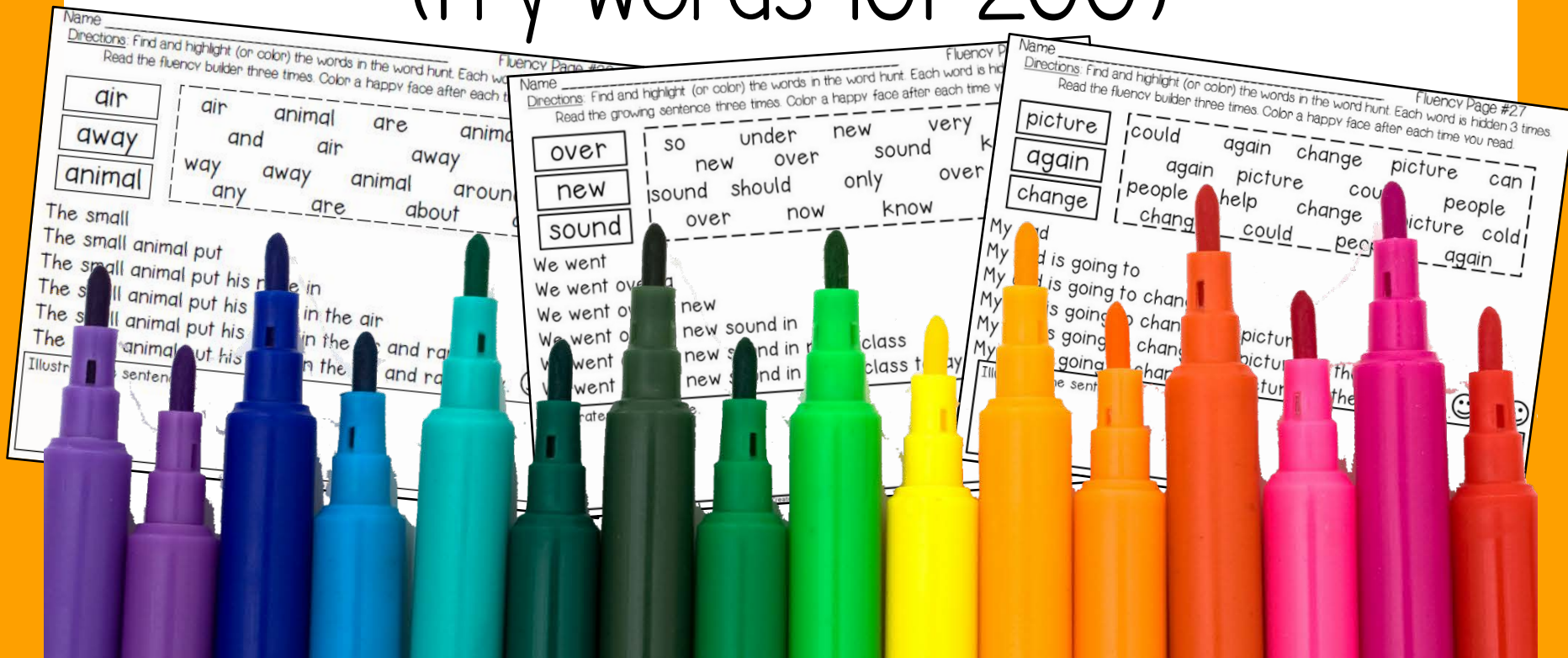
the

and

of

# SIGHT WORD FLUENCY PRACTICE #2

(Fry Words 101-200)



BY MISS DECARBO



Name \_\_\_\_\_

Directions: Find and highlight (or color) the words in the word hunt. Each word is hidden 3 times.

Read the fluency builder three times. Color a happy face after each time you read.

picture

again

change

could again change picture can

again picture could people

people help change picture cold

change could people again

My dad

My dad is going to

My dad is going to change

My dad is going to change the picture

My dad is going to change the picture on the wall

My dad is going to change the picture on the wall again. 😊😊😊

Illustrate the sentence.


picture

again

change

# SIGHT WORD FLUENCY PRACTICE #3

(Fry Words 201-300)



BY MISS DECARBO

Name \_\_\_\_\_

Directions: Find and highlight (or color) the words in the word hunt. Each word is hidden 3 times. Read the growing sentence three times. Color a star face after each time you read.

took

river

four

river food took feet four  
together four sound took  
right between took river food  
river from miles four

We took

We took four of our

We took four of our best

We took four of our best horses

We took four of our best horses down to the

We took four of our best horses down to the river.



Illustrate the sentence.

took

river

four





# THANK YOU



for choosing a Miss DeCarbo™ educational resource



Visit My Blog: [www.missdecarbo.com](http://www.missdecarbo.com)

Visit My Store: [www.missdecarbotpt.com](http://www.missdecarbotpt.com)



## CONNECT WITH ME



## TERMS OF USE:



Purchase of this download is for one personal, nontransferable license only. If you wish to share this file with a co-worker or any other person, an additional license is required. Additional licenses are available in my shop at a discount. Site Licenses are available. Please email me for further information. Every page is copyrighted. Duplication, or sharing with other classrooms, co-workers, an entire school system, or posting this on any website or blog violates copyright. This includes district and shared servers. You do not have the right to post this file on your blog, website, district website/server, or anywhere online at any time, under any circumstance.

# Clip Art & Font Credits:

Visit Each Artist's Shop By Clicking On The Buttons Below:

