


SIGHT WORD FLUENCY PRACTICE #3

(Fry Words 201-300)



BY MISS DECARBO

TEACHER INSTRUCTIONS

Dear Educator,

This fluency pack was designed to provide you with yet another way to develop your students' sight word fluency. Each of the 34 fluency pages targets three of Fry's sight words and puts those sight words into the context of a sentence. You can use this pack as a "warm-up" to your guided reading lessons, as an RTI intervention tool, as homework, seatwork, or as center work for your kiddos!

Using this fluency pack is easy!


- 1) Students will first learn the targeted sight words with the flashcards.
- 2) Students will practice identifying those sight words as they color or highlight the three targeted words within the word hunt box. You can also have students color or highlight the words within the sentence if you wish.
- 3) Students will read the fluency phrase three times. This provides students with the opportunity to practice the targeted sight words within the context of a sentence to develop rate, expression, and smoothness.
- 4) Students will illustrate the completed sentence to demonstrate comprehension of the text.

Use the pre and post assessment page to keep track of your students' growth. An easy teacher-tracker is also included to help you plan your lessons or daily instruction for each reading group with ease! I hope you enjoy this learning pack and find it useful for your students!

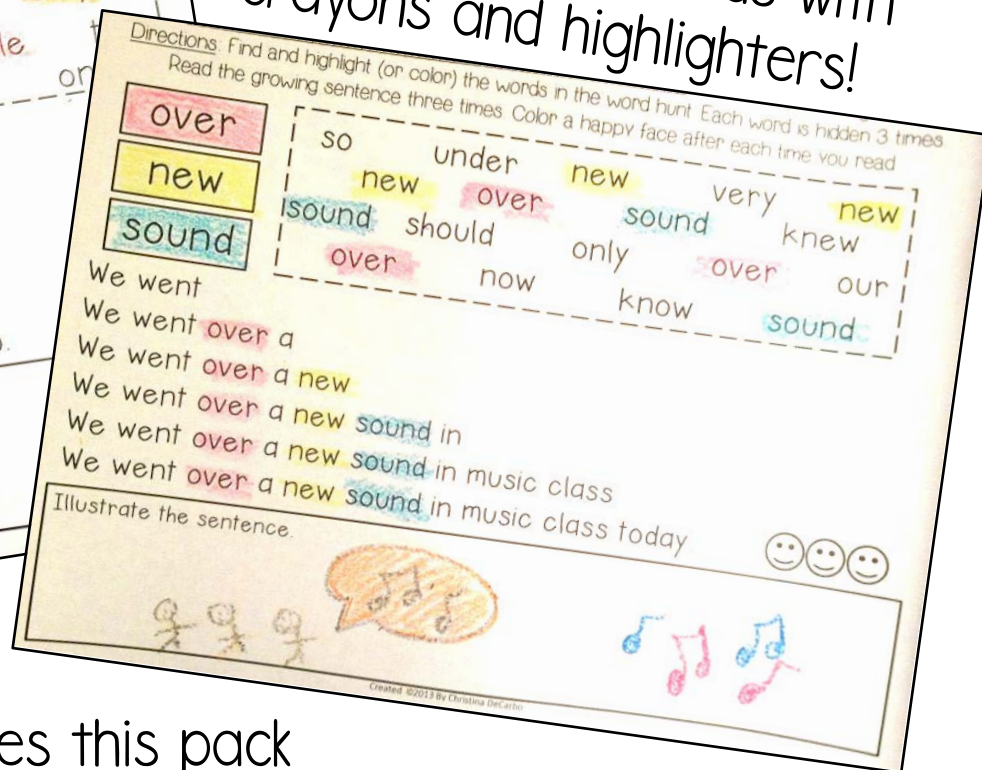
♥Christina



FLUENCY PRACTICE ACTION PHOTOS!



Students love finding the targeted sight words with crayons and highlighters!



The short length of text makes this pack ideal for the first half of the year, struggling readers, and Tier III students.

Student Name _____ Date _____

Pre-Assessment

Place a check mark beside each word the student can correctly and instantly read.

___ high ___ started ___ close ___ often ___ river ___ watch ___ being
___ every ___ city ___ something ___ run ___ four ___ far ___ leave
___ near ___ Earth ___ seemed ___ important ___ happy ___ Indians ___ family
___ add ___ eyes ___ next ___ until ___ really ___ it's
___ food ___ light ___ hard ___ children ___
___ between ___ thought ___ open ___ side

Student Name _____

Post-Assessment

Place a check mark beside each word the student can correctly and instantly read.

___ high ___ started ___ close ___ often ___
___ every ___ city ___ something ___ run ___
___ near ___ Earth ___ seemed ___ important ___
___ add ___ eyes ___ next ___ until ___
___ food ___ light ___ hard ___ children ___
___ between ___ thought ___ open ___ side ___
___ own ___ head ___ example ___ for ___

___ below ___ under ___
___ country ___ store ___
___ plants ___ save ___
___ last ___ left ___
___ school ___ door ___
___ father ___ few ___
___ keep ___ while ___
___ trees ___ along ___
___ never ___ might ___

___ got ___ grow ___
___ group ___ took ___

___ eat ___ list ___
___ face ___ song ___

___ / 100

Use the page to keep track of which fluency page your group or class is currently working on.

Teacher Tracking Sheet

Group or Class: _____

Pre Assessment	#1	#2	#3	#4
#5	#6	#7	#8	#9
#10	#11	#12	#13	#14
#15	#16	#17	#18	#19
#20	#21	#22	#23	#24
#25	#26	#27	#28	#29

Pre and Post Assessments & Teacher Tracking Sheet Included!

Name _____

Directions: Find and highlight (or color) the words in the word hunt. Each word is hidden 3 times. Read the growing sentence three times. Color a star face after each time you read.

took

river

four

river food took feet four
together four sound took
right between took river food
river from miles four

We took

We took four of our

We took four of our best

We took four of our best horses

We took four of our best horses down to the

We took four of our best horses down to the river.



Illustrate the sentence.

took

river

four



Miss DeCarbo's SUGAR & SPICE

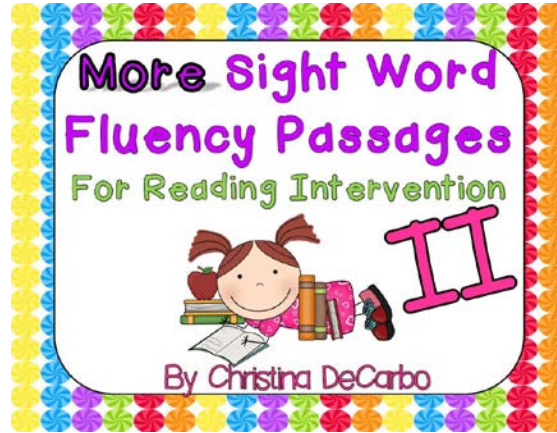
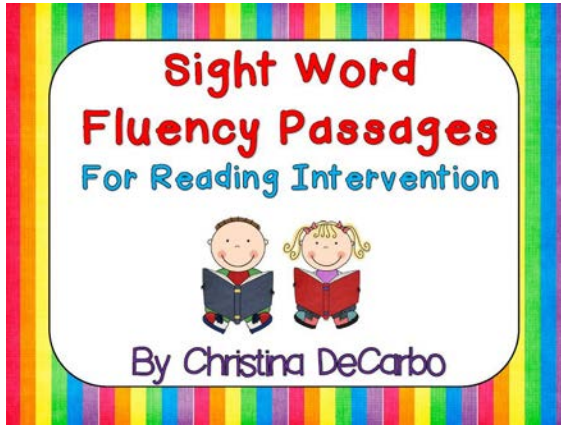


visit my blog for additional ideas and freebies! ☺ www.missdecarbo.com

Happy Learning,
Miss DeCarbo, Inc.

Purchase of this download is for one personal classroom use only. If you wish to share this file with a co-worker or any other person, an additional license is required. Additional licenses are available in my TpT shop at half price. Duplication, or sharing with other classrooms, co-workers, an entire school system, or posting this on any website or blog violates copyright. This includes district and shared servers. **You do not have the right to post this file on your blog, website, district website/server, or anywhere online at any time, under any circumstance.**

The Following Items In My TPT Store Coordinate Perfectly With This Product!



Follow Me On TpT To Get Updates On My Newest Products!

TEACHERS pay TEACHERS
an open marketplace for educators

ABOUT US | BLOG | FAQs & HELP

Not a member? Join for FREE

ALL CATEGORIES SEARCH LOG IN MY CART

Miss DeCarbo
★ Follow Me (3,784)
United States - Ohio - Uniontown

Click Here To Follow Me on TpT!

Visit my blog, Sugar and Spice, for more freebies and ideas!

FREE DOWNLOAD
Assess the general quality of my work with this free download
Free Classroom Posters for Tab...
DOWNLOAD NOW
Please Rate Me!

My Products (91) Ratings & Comments Ask a Question My Profile Quick Find

CUSTOM CATEGORIES

- Back to School
- Back to School Must Haves!
- Classroom Decor
- Classroom Management
- Common Core Resources
- Comprehension
- Craftivities
- End of the Year
- Fluency
- Handwriting
- Holidays and Themes
- Intervention Packs
- Math Centers
- Math Intervention
- Miss DeCarbo's Favorites!!

A dash of creativity, a pinch of fun, and a whole lot of learning!

FEATURED ITEMS

- Write On/Wipe Off Math Games & Centers BUNDLE PACK! \$25.00
- End of Year Writing Pack Just Print \$4.00
- First Week Fun! Activities, Lessons, Games, Posters, Classroom Management, & More! Teacher Tested, Kid Approved! \$6.50
- Text Evidence Reading... \$7.00

Clip Art & Font Credits:

Visit Each Artist's Shop By Clicking On The Buttons Below:

