


SIGHT WORD FLUENCY PRACTICE #1

(Fry Words 1-100)



BY MISS DECARBO

TEACHER INSTRUCTIONS

Dear Educator,

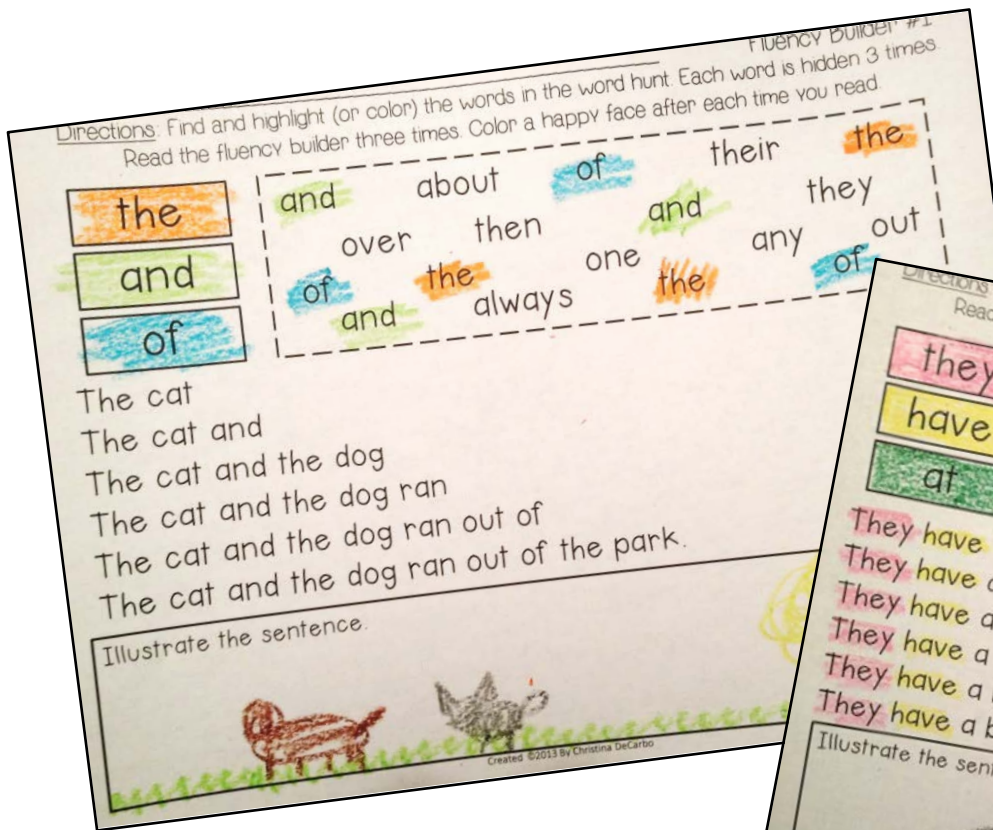
This fluency pack was designed to provide you with yet another way to develop your students' sight word fluency. Each of the 34 fluency pages targets three of Fry's sight words and puts those sight words into the context of a sentence. You can use this pack as a "warm-up" to your guided reading lessons, as an RTI intervention tool, as homework, seatwork, or as center work for your kiddos!

Using this fluency pack is easy!

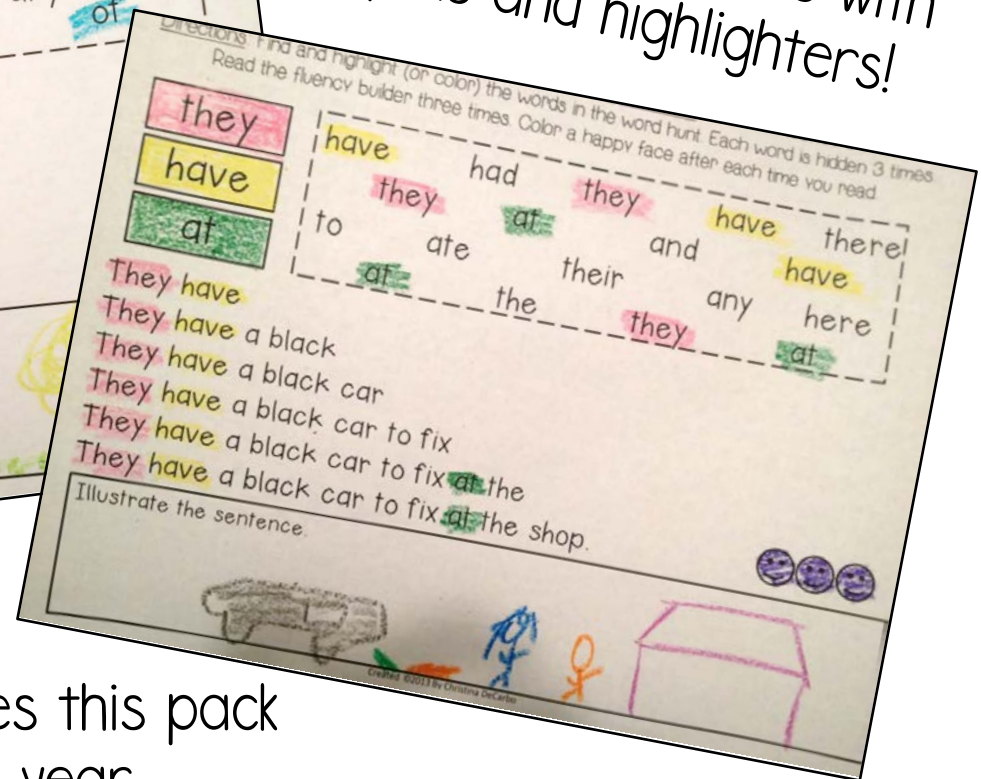
- 1) Students will first learn the targeted sight words with the flashcards.
- 2) Students will practice identifying those sight words as they color or highlight the three targeted words within the word hunt box. You can also have students color or highlight the words within the sentence if you wish.
- 3) Students will read the fluency phrase three times. This provides students with the opportunity to practice the targeted sight words within the context of a sentence to develop rate, expression, and smoothness.
- 4) Students will illustrate the completed sentence to demonstrate comprehension of the text.

Use the pre and post assessment page to keep track of your students' growth. An easy teacher-tracker is also included to help you plan your lessons or daily instruction for each reading group with ease! I hope you enjoy this learning pack and find it useful for your students! - Christina DeCarbo ☺

FLUENCY PRACTICE ACTION PHOTOS!



Students love finding the targeted sight words with crayons and highlighters!



The short length of text makes this pack ideal for the first half of the year, struggling readers, and Tier III students.

Student Name _____ Date _____

Pre-Assessment

Place a check mark beside each word the student can correctly and instantly read.

the	with	what	their	like	first	come
and	his	all	if	him	than	made
of	they	were	will	into	now	may
a	have	we	up	time	water	part
to	at	when	other	has	been	
in	be	your	about	look	called	who
is	this	can	an	two		
you	as	said	many	more		
	from	there	then	white		
			them	go		
				see		

Pre-assessment, Post-assessment, and a Teacher Tracking page for easy lesson and intervention planning!

Student Name _____ Date _____

Post-Assessment

Place a check mark beside each word the student can correctly and instantly read.

what	their	like	first	come
all	if	him	than	made
were	will	into	now	may
we	up	time	water	part
when	other	has	been	
your	about	look	called	who
can	an	two	am	
said	many	more	its	
there	then	white	no	
use	them	go	find	
out	these	see	long	
each	so	number	down	
which	some	my	day	
he	her	way	did	
o	would	could	get	
w	make	people		

____ / 100

Teacher Tracking Sheet

Use the page to keep track of which Fluency Builder your group or class is currently working on.

Group or Class: _____

Pre Assessment	#1	#2	#3	#4
#5	#6	#7	#8	#9
#10	#11	#12	#13	#14
#15	#16	#17	#18	#19
#20	#21	#22	#23	#24
#25	#26	#27	#28	#29
#30	#31	#32	#33	#34

Created ©2013 by Christina DeCarbo

Name _____

Fluency Phrase #1

Directions: Find and highlight (or color) the words in the word hunt. Each word is hidden 3 times.

Read the fluency phrase three times. Color a happy face after each time you read.

the

and

of

and about of their the
over then and they
of the one any out
and always the of

The cat

The cat and

The cat and the dog

The cat and the dog ran

The cat and the dog ran out of

The cat and the dog ran out of the park.



Illustrate the sentence.

the

and

of



Miss DeCarbo's SUGAR & SPICE

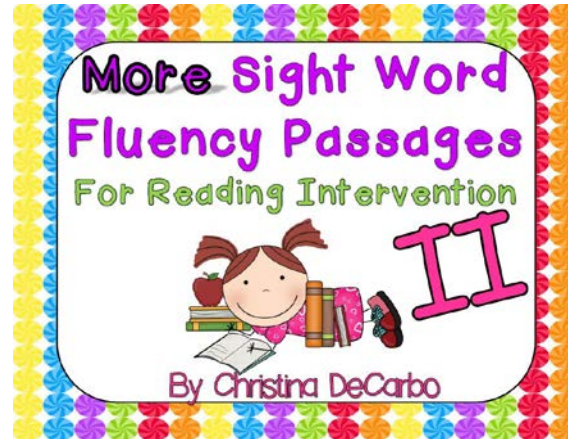



visit my blog for additional ideas and freebies! ☺ www.missdecarbo.com

Happy Learning,
Miss DeCarbo, Inc.

Purchase of this download is for one personal classroom use only. If you wish to share this file with a co-worker or any other person, an additional license is required. Additional licenses are available in my TpT shop at half price. Duplication, or sharing with other classrooms, co-workers, an entire school system, or posting this on any website or blog violates copyright. This includes district and shared servers. **You do not have the right to post this file on your blog, website, district website/server, or anywhere online at any time, under any circumstance.**

The Following Items In My TPT Store Coordinate Perfectly With These Posters!



Follow Me On TpT To Get Updates On My Newest Products!

TEACHERS **pay** TEACHERS
an open marketplace for educators

ABOUT US | BLOG | FAQs & HELP

Not a member? Join for FREE

ALL CATEGORIES SEARCH LOG IN MY CART

Miss DeCarbo
★ Follow Me (3,784)
United States - Ohio - Uniontown

Click Here To Follow Me on TpT!

4.0
11,178 votes

Visit my blog, Sugar and Spice, for more freebies and ideas!

FREE DOWNLOAD
Assess the general quality of my work with this free download
Free Classroom Posters for Tab...
DOWNLOAD NOW
Please Rate Me!

My Products (91) Ratings & Comments Ask a Question My Profile Quick Find

CUSTOM CATEGORIES

- Back to School
- Back to School Must Haves!
- Classroom Decor
- Classroom Management
- Common Core Resources
- Comprehension
- Craftivities
- End of the Year
- Fluency
- Handwriting
- Holidays and Themes
- Intervention Packs
- Math Centers
- Math Intervention
- Miss DeCarbo's Favorites!!

FEATURED ITEMS

A dash of creativity, a pinch of fun, and a whole lot of learning!

- Write On/Wipe Off Math Games & Centers BUNDLE PACK! \$25.00
- End of Year Writing Pack "Just Print" \$4.00
- First Week Fun! Activities, Lessons, Games, Bulletin Board, Classroom Management, & More Teacher Training for Beginners \$6.50
- Text Evidence Reading... \$7.00

Clip Art & Font Credits:

Visit Each Artist's Shop By Clicking On The Buttons Below:

