

SIGHT WORD FLUENCY PASSAGES BUNDLE

for reading intervention

SIGHT WORD FLUENCY PASSAGES

for reading intervention

Name _____

Directions: Highlight or color the words in the passage.
Read the passage 3 times. Color a happy face after each time you read.

a and big blue

ow all two

Sam had a yellow stuffed animal when he was 3. He loved his yellow stuffed animal. It had black eyes, a pink nose, and happy to have his yellow stuffed animal.

A big dog and a blue bird went outside. The big dog said, "It is a good day to be outside." The blue bird and the big dog ran and played all day. Then they sat down to rest. The big dog looked at the blue bird and said, "You are blue like the sky." The blue bird looked at the big dog and said, "You are big like the sky." They were happy to be playing and running under a big, blue sky.

Illustrate the story.

BY MISS DECARBO

SIGHT WORD FLUENCY PASSAGES EDITION 2

for reading intervention

Name _____

Directions: Highlight or color the words in the passage.
Read the passage 3 times. Color a happy face after each time you read.

boy follow came want

the of an

One day, a boy saw a red bird at his window. The red bird came to his window every day. Then, the bird flew into the woods. "I want to follow the red bird," the boy said. When the red bird came to his window the next day, the boy set off to follow the bird. "I want to see the red bird's home," the boy said. The red bird saw the boy follow him into the woods. "Why do you want to follow me?" the bird asked the boy. "I want to see what it is like to be a bird," said the boy. "Then it is good you came. You can follow me like to be a bird," said the boy. "Then it is good you came. You can follow me like to be a bird," said the boy. "Then it is good you came. You can follow me like to be a bird," said the boy.

Illustrate the story.

BY MISS DECARBO

BY MISS DECARBO

HELLO TEACHERS!

I created these products after I noticed a particular difficulty four of my struggling first graders were having with sight words. While they did an excellent job identifying the sight words quickly on flashcards, they were unable to remember the word when they saw it within the context of a story or text. Although each page focuses on 4 sight words at a time, the passages are JAM PACKED with tons of sight words, giving your students lots of practice and review as they practice reading and building fluency. Using this pack is easy!

Students will:

- 1.) Read and identify the sight words prior to reading the passage by highlighting or coloring the words within the passage.
- 2.) Read the passage three times for fluency practice.
- 3.) Illustrate the passage to demonstrate comprehension of what he or she read.

The words are first shown in a box to represent a flashcard. This requires the student to then transfer their knowledge of the word into the text. I use these passages during small group reading instruction for fluency practice with my struggling readers. These would be great to use in an RTI setting or even as a homework program for your low readers. The pack is also given to you in a Times New Roman font to help students identify the words with a font they encounter within most printed books. In addition, the word count for each passage is printed at the bottom of the page. I hope you enjoy this sight word fluency pack!


♥ Christina

Suggestions On Using This Pack for Intervention

- *Use this packet within a small group setting. Give the same story to each student in the group, or mix and match according to each child's needs. You know your students best, so please use this packet to best meet the needs of your kiddos. 😊
- * Use the flashcards to go with the story prior to reading the passage. This will help students become familiar with the four targeted words. It will also require them to transfer their "imprint" of the word from the flashcard to the text.
- *Give highlighters or have students use crayons to color code the targeted words in the passage first. Then, have students read the passage three times. You may want to read the passage with the children the first time through. After the child reads the passage, he or she colors in a happy face to keep track of their repeated readings.
- *Give the child time to illustrate the passage to demonstrate an understanding of what he or she read.
- *The words per minute at the bottom of the page are provided, should you choose to use these passages as fluency assessments for your students. There are many options and possibilities with this packet! 😊


SIGHT WORD FLUENCY PASSAGES

for reading intervention




BY MISS DECARBO

Take a Look!



They love illustrating the story after they complete their three repeated readings.

Students will have fun going on a "sight word hunt" with their crayons or highlighters!




Created ©2012 By Miss DeCarbo, Inc.

This bundle includes my original Sight Word Fluency Passages pack with 55 sight word passages. Each passage focuses on four of the Pre-Primer - 3rd Grade Dolch Words!

SIGHT WORD FLUENCY PASSAGES EDITION 2

for reading intervention



BY MISS DECARBO

Take a Look!

Students will have fun going on a "sight word hunt" with their crayons or highlighters!



They love illustrating the story after they complete their three repeated readings.

The bundle also includes my Sight Word Fluency Passages for Reading Intervention: EDITION 2 pack. This pack includes 75 NEW original passages. The pack focuses on the first 300 Fry Words.

Try It For Free!

The following pages contain Free Samples of passages from both packs for you to try out with your students!

Each passage and coordinating set of flash cards come in two different fonts: a kid-friendly font, and the classic Times New Roman font. I suggest using both fonts to provide your students practice in seeing letters and words in a variety of ways.

Name _____

Story #1

Directions: Highlight or color the words in the passage.

Read the passage 3 times. Color a happy face after each time you read.

a

and

big

blue

A big dog and a blue bird went outside. The big dog said, "It is a good day to be outside." The blue bird and the big dog ran and played all day. Then they sat down to rest. The big dog looked at the blue bird and said, "You are blue like the sky." The blue bird looked at the big dog and said, "You are big like the sky." They were happy to be playing and running under a big, blue sky.



Illustrate the story.

Name _____

Story #1

Directions: Highlight or color the words in the passage.

Read the passage 3 times. Color a happy face after each time you read.

a

and

big

blue

A big dog and a blue bird went outside. The big dog said, “It is a good day to be outside.” The blue bird and the big dog ran and played all day. Then they sat down to rest. The big dog looked at the blue bird and said, “You are blue like the sky.” The blue bird looked at the big dog and said, “You are big like the sky.” They were happy to be playing and running under a big, blue sky.



Illustrate the story.

a	a
and	and
big	big
blue	blue

Name _____

Passage #36

Directions: Highlight or color the words in the passage.

Read the passage 3 times. Color a happy face after each time you read.

boy

follow

came

want

One day, a boy saw a red bird at his window. The red bird came to his window every day. Then, the bird flew into the woods. "I want to follow the red bird," the boy said. When the red bird came to his window the next day, the boy set off to follow the bird. "I want to see the red bird's home," the boy said. The red bird saw the boy follow him into the woods. "Why do you want to follow me?" the bird asked the boy. "I want to see what it is like to be a bird," said the boy. "Then it is good you came. You can follow me if you want."



Illustrate the story.

Name _____

Passage #36

Directions: Highlight or color the words in the passage.

Read the passage 3 times. Color a happy face after each time you read.

boy

follow

came

want

One day, a boy saw a red bird at his window. The red bird came to his window every day. Then, the bird flew into the woods. “I want to follow the red bird,” the boy said. When the red bird came to his window the next day, the boy set off to follow the bird. “I want to see the red bird’s home,” the boy said. The red bird saw the boy follow him into the woods. “Why do you want to follow me?” the bird asked the boy. “I want to see what it is like to be a bird,” said the boy. “Then it is good you came. You can follow me if you want.”



Illustrate the story.

boy

boy

follow

follow

came

came

want

want

Name _____

Passage #58

Directions: Highlight or color the words in the passage.

Read the passage 3 times. Color a happy face after each time you read.

few

while

along

might

These are a few tips you can use while you play on the beach. You may not know all of these tips to follow while you play. You should always take sunscreen along with you while you are on the beach. You might burn in the sun. You should always take a few snacks along with you while you are on the beach. You might get hungry. You should always take a few toys along with you while you are on the beach. You might want to play with them. I hope you follow these tips!



Illustrate the story.

Name _____

Passage #58

Directions: Highlight or color the words in the passage.

Read the passage 3 times. Color a happy face after each time you read.

few

while

along

might

These are a few tips you can use while you play on the beach. You may not know all of these tips to follow while you play. You should always take sunscreen along with you while you are on the beach. You might burn in the sun. You should always take a few snacks along with you while you are on the beach. You might get hungry. You should always take a few toys along with you while you are on the beach. You might want to play with them. I hope you follow these tips!



Illustrate the story.

few	few
while	while
along	along
might	might



Miss DeCarbo's SUGAR & SPICE

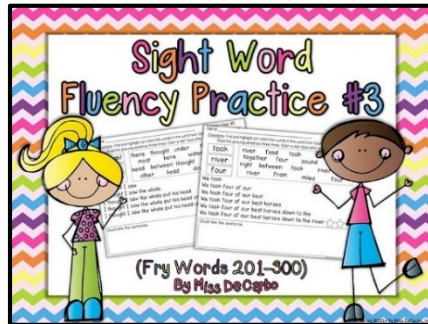
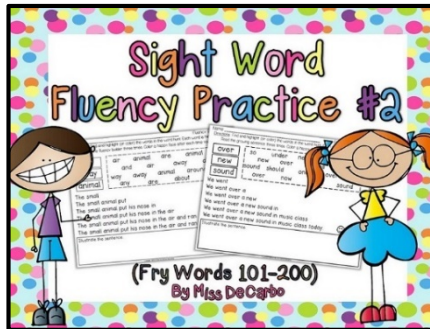
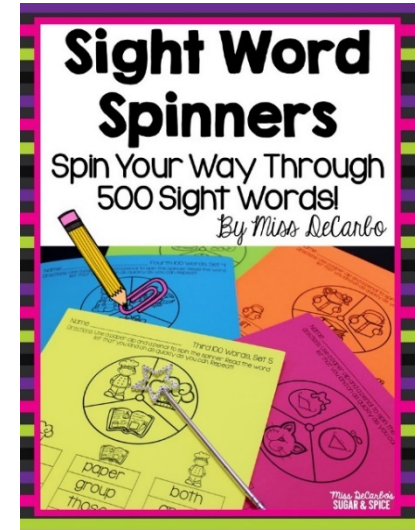

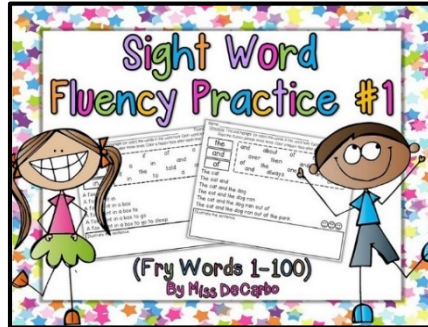
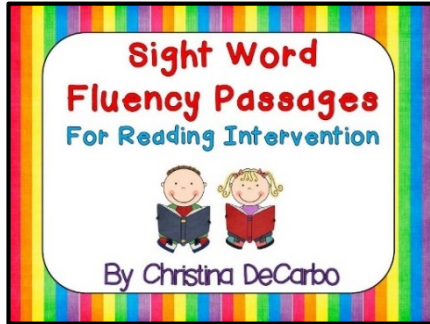


visit my blog for additional ideas and freebies! ☺ www.missdecarbo.com

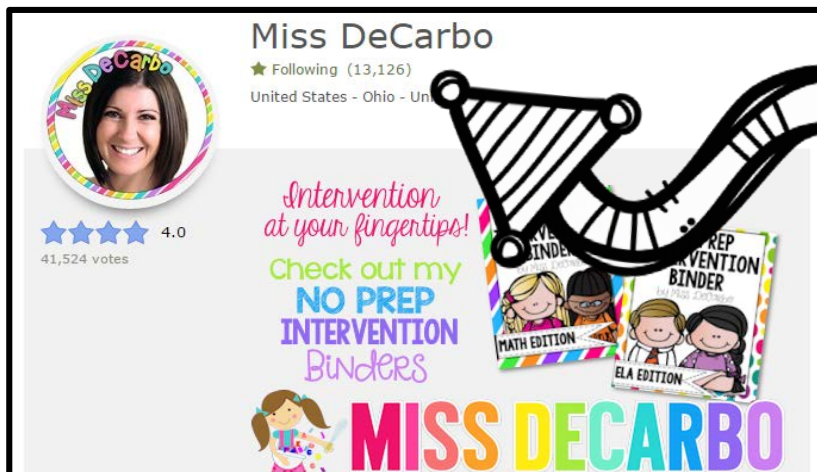
Happy Learning,
Miss DeCarbo, Inc.

Purchase of this download is for one personal classroom use only. If you wish to share this file with a co-worker or any other person, an additional license is required. Additional licenses are available in my TpT shop at half price. Duplication, or sharing with other classrooms, co-workers, an entire school system, or posting this on any website or blog violates copyright. This includes district and shared servers. **You do not have the right to post this file on your blog, website, district website/server, or anywhere online at any time, under any circumstance.**

Click Below for MORE Sight Word Products!





[Click HERE](#) to Follow Me on TpT!



Click the Star To
Get Notifications
of New Items and
Sales!

Clip Art & Font Credits:

Visit Each Artist's Shop By Clicking On The Buttons Below:



Fonts by Pam Hyer www.pamhyer.weebly.com

Stock photographs from www.shutterstock.com