

Sight Word Fluency Practice #1



(Fry Words 1-100)
By Miss DeCarbo

Directions: Find and highlight (or color) the words in the word hunt. Each word is hidden 3 times. Read the fluency builder three times. Color a happy face after each time you read.

the	and	about	of	their	the
and	over	then	and	they	
of	of	the	one	any	out
	and	always	the	of	

The cat
The cat and
The cat and the dog
The cat and the dog ran
The cat and the dog ran out of
The cat and the dog ran out of the park.



Illustrate the sentence.



Name _____ Fluency Builder #2


Directions: Find and highlight (or color) the words in the word hunt. Each word is hidden 3 times. Read the fluency builder three times. Color a happy face after each time you read.

a	to	if	of	a	in
to		a	in	and	to
in	if	in	to	a	of

A fox
A fox went in
A fox went in a box
A fox went in a box to
A fox went in a box to go
A fox went in a box to go to sleep.



Illustrate the sentence.



Directions: Find and highlight (or color) the words in the word hunt. Each word is hidden 3 times. Read the fluency builder three times. Color a happy face after each time you read.

they	have	had	they	have	there
have	they	at	and	have	
at	to	ate	their	any	here
	at	the	they	at	

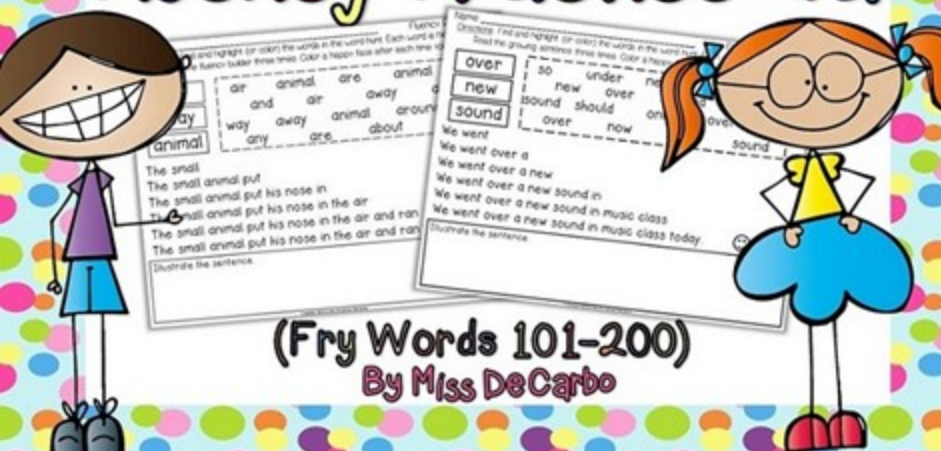
They have
They have a black
They have a black car
They have a black car to fix
They have a black car to fix at the
They have a black car to fix at the shop.



Illustrate the sentence.



Sight Word Fluency Practice #2



(Fry Words 101-200)
By Miss DeCarbo

Directions: Find and highlight (or color) the words in the word hunt. Each word is hidden 3 times. Read the growing sentence three times. Color a happy face after each time you read.

over	so	under	new	very	new
new	new	over	sound	knew	
sound	sound	should	only	over	our
	over	now	know	sound	

We went
We went **over** a
We went **over** a **new**
We went **over** a **new** **sound** in
We went **over** a **new** **sound** in music class
We went **over** a **new** **sound** in music class today.



Illustrate the sentence.



Name _____

Fluency Page #1

Directions: Find and highlight (or color) the words in the word hunt. Each word is hidden 3 times. Read the growing sentence three times. Color a happy face after each time you read.

over	so	under	new	very	new
new	new	over	sound	knew	
sound	sound	should	only	over	our
	over	now	know	sound	

We went
We went over a
We went over a new
We went over a new sound in
We went over a new sound in music class
We went over a new sound in music class today.



Illustrate the sentence.

Directions: Find and highlight (or color) the words in the word hunt. Each word is hidden 3 times. Read the growing sentence three times. Color a happy face after each time you read.

take	take	let	took	take	little
only	little	like	lot	only	
little	over	over	take	little	two
	only	to	only	on	

She can
She can only
She can only take a
She can only take a little lunch
She can only take a little lunch bag on the
She can only take a little lunch bag on the trip.



Illustrate the sentence.



Directions: Find and highlight (or color) the words in the word hunt. Each word is hidden 3 times. Read the growing sentence three times. Color a star face after each time you read.

took

river

four

river food took feet four
together four sound took
right between took river food
river from miles four

We took

We took four of our

We took four of our best

We took four of our best horses

We took four of our best horses down to the

We took four of our best horses down to the river. ☆☆☆

Illustrate the sentence.

Sight Word Fluency Practice #3

(Fry Words 201-300)
By Miss DeCarbo

took

river

four

Pre-Assessment

Student Name _____ Date _____

Place a check mark beside each word the student can correctly and fluently read.

high	started	close	often	river
every	city	something	run	four
near	Earth	seemed	important	car
add	eyes	next	until	stop
food	light	hard	children	on
thought	open	side	feet	being
leave	example			

Post-Assessment

Student Name _____ Date _____

Place a check mark beside each word the student can correctly and fluently read.

high	started	close	often	river
every	city	something	run	four
near	Earth	seemed	important	car
add	eyes	next	until	stop
food	light	hard	children	on
thought	open	side	feet	being
leave	example			

Teacher Tracking Sheet

Use the page to keep track of which fluency page your group or class is currently working on.

Group or Class	Pre Assessment	#1	#2	#3	#4
#5					
#10					
#15					
#20					
#25					
#30					

Pre and Post Assessments & Teacher Tracking Sheet Included!

Created ©2014 By Miss DeCarbo, Inc.

Sight Word Fluency Passages For Reading Intervention



By Christina DeCarbo

Name _____

Directions: Highlight or color the words in the passage.

Read the passage 3 times. Color a happy face after each time you read.

am

be

at

came

I ~~am~~ ~~at~~ the library. It is a good place to ~~be~~! I ~~came~~ here with my mom and dad. I ~~am~~ glad to ~~be~~ here. When I first ~~came~~, I gave my old books to the woman ~~at~~ the desk. Then, I checked out new books. I sat ~~at~~ a table to read my new books. I must ~~be~~ very quiet when I ~~am~~ ~~at~~ the library. I ~~am~~ happy we ~~came~~ to the library!



Illustrate the story.



76 words

Created ©2012 By Christina DeCarbo www.secondgradesugarandspace.blogspot.com

Name _____

Story #1

Directions: Highlight or color the words in the passage.

Read the passage 3 times. Color a happy face after each time you read.

a

and

big

blue

A big dog and a blue bird went outside. The big dog said, "It is a good day to be outside." The blue bird and the big dog ran and played all day. Then they sat down to rest. The big dog looked at the blue bird and said, "You are blue like the sky." The blue bird looked at the big dog and said, "You are big like the sky." They were happy to be playing and running under a big, blue sky.



Illustrate the story.



Created ©2012 By Christina DeCarbo www.secondgradesugarandspace.blogspot.com

84 words

Name _____

Story #10

Directions: Highlight or color the words in the passage.

Read the passage 3 times. Color a happy face after each time you read.

yellow

all

two

to

Sam had a ~~yellow~~ stuffed animal he loved ~~to~~ play with. His mom gave it ~~to~~ him when he was ~~two~~ years old. Out of ~~all~~ of his stuffed animals, he loved his ~~yellow~~ one the best. He played with it ~~all~~ the time. Sam liked ~~to~~ take his ~~yellow~~ stuffed animal ~~to~~ school ~~all~~ the time. It had ~~two~~ black eyes, a pink nose, and a ~~small~~ tail. It was a teddy bear! Sam was happy ~~to~~ have his ~~yellow~~ teddy bear at school.



Illustrate the story.



Created ©2012 By Christina DeCarbo www.secondgradesugarandspace.blogspot.com

85 words

More Sight Word Fluency Passages For Reading Intervention



By Christina DeCarbo

Directions: Highlight or color the words in the passage.

Read the passage 3 times. Color a happy face after each time you read.



One day, a boy saw a red bird at his window. The red bird came to his window every day. Then, the bird flew into the woods. "I want to follow the red bird," the boy said. When the red bird came to his window the next day, the boy set off to follow the bird. "I want to see the red bird's home," the boy said. The red bird saw the boy follow him into the woods. "Why do you want to follow me?" the bird asked the boy. "I want to see what it is like to be a bird," said the boy. "Then it is good you came. You can follow me if you want."

Illustrate the story.



Created ©2013 By Christina DeCarbo

118 words

Name _____ Passage #36

Directions: Highlight or color the words in the passage.

Read the passage 3 times. Color a happy face after each time you read.



One day, a boy saw a red bird at his window. The red bird came to his window every day. Then, the bird flew into the woods. "I want to follow the red bird," the boy said. When the red bird came to his window the next day, the boy set off to follow the bird. "I want to see the red bird's home," the boy said. The red bird saw the boy follow him into the woods. "Why do you want to follow me?" the bird asked the boy. "I want to see what it is like to be a bird," said the boy. "Then it is good you came. You can follow me if you want."



Illustrate the story.



Created ©2013 By Christina DeCarbo

118 words

Directions: Highlight or color the words in the passage.

Read the passage 3 times. Color a happy face after each time you read.



I have a pet dog and I have a pet cat. My pet cat and my pet dog like to go to the park. They have a lot of fun at the park. The cat and the dog like to run to the top of a big hill. Then the cat and the dog like to run down the big hill. My cat and dog are the best pets of all. I am happy when my pet cat and my pet dog play at the park. We have a lot of fun playing.






Illustrate the story.



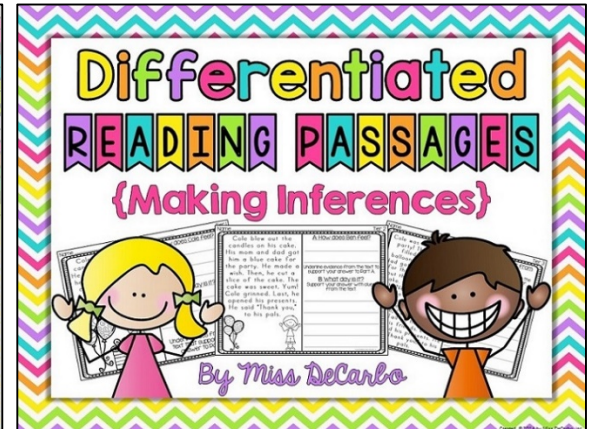
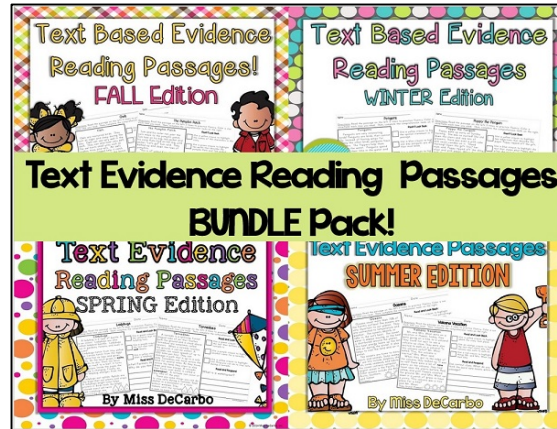
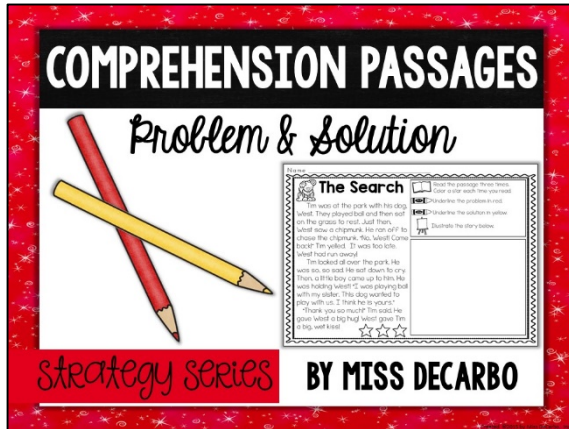
Created ©2013 By Christina DeCarbo

9

CLIP ART & FONT CREDITS



If you liked this product, you may enjoy...



Follow Me On TpT To Get Updates On New Products!

TEACHERS pay TEACHERS
an open marketplace for educators

ABOUT US | BLOG | FAQs & HELP

Not a member? Join for FREE

ALL CATEGORIES SEARCH LOG IN MY CART

Miss DeCarbo
★ Follow Me (3,784)
United States - Ohio - Uniontown

★★★★★ 4.0
11,178 votes

Visit my blog, Sugar and Spice, for more freebies and ideas!

FREE DOWNLOAD
Assess the general quality of my work with this free download
Free Classroom Posters for Tab...
DOWNLOAD NOW
Please Rate Me!

My Products (91) Ratings & Comments Ask a Question My Profile Quick Find

CUSTOM CATEGORIES

- Back to School
- Back to School Must Haves!
- Classroom Decor
- Classroom Management
- Common Core Resources
- Comprehension
- Craftivities
- End of the Year
- Fluency
- Handwriting
- Holidays and Themes
- Intervention Packs
- Math Centers
- Math Intervention
- Miss DeCarbo's Favorites!!

FEATURED ITEMS

A dash of creativity, a pinch of fun, and a whole lot of learning!

- Write On/Wipe Off Math Games & Centers BUNDLE PACK! \$25.00
- End of Year Writing Pack Just Print! \$4.00
- First Week Fun! Activities, Lessons, Games, Posters, Classroom Management & More! \$6.50
- Text Evidence Reading Passages SUMMER Edition \$7.00

Thank you for purchasing this learning pack!



visit my blog for additional ideas and freebies! 😊

www.missdecarbo.com

email: missdecarbo@gmail.com

Happy Learning,

Christina DeCarbo

©2012-2015 Miss DeCarbo, Inc. All Rights Reserved.

Purchase of this download is for *one personal classroom use only*. Duplication or sharing with other classrooms, co-workers, an entire school system, or posting this on any website or blog violates copyright law. Additional licenses to share with other teachers are available at half price. You do not have the right to post this file on your blog, website, district website/server, or anywhere online at any time, under any circumstance.

Thank you for understanding. 😊