

Sight Word Assessments & Word Lists

Track Your Way Through
500 Sight Words!

By Miss DeCarbo



How It Works

Students work their way through 10 Fry sight words at a time. You can begin on any list you'd like, or, start from the beginning. Coordinating assessment lists are included to make grading and assessing easy for the teacher, aide, or a parent volunteer. After a student successfully reads their word list, they color the matching space on their game board. After a student masters all ten sets (100 words), he collects a certificate and moves to the next set of 100 words.

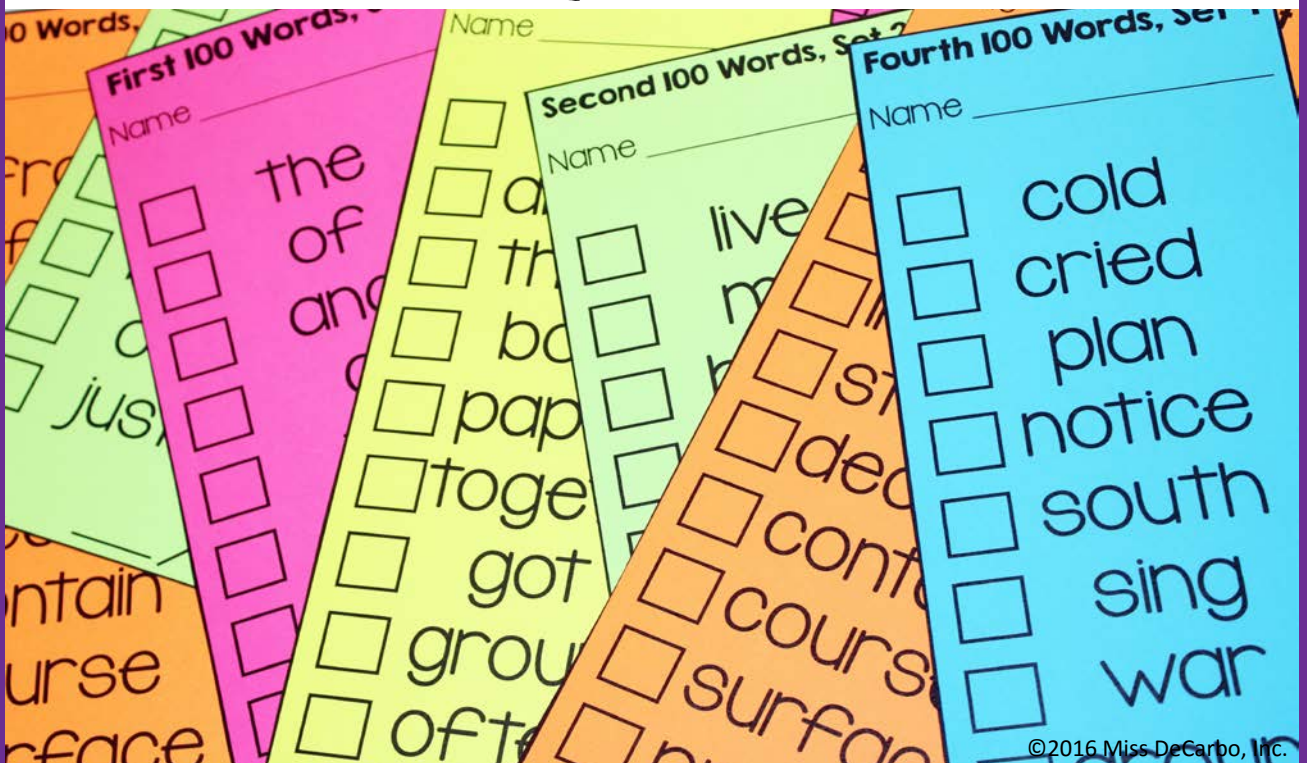
Focusing on just ten words at a time makes this program manageable for both students AND parents! Differentiating sight word instruction is easy and fun!



Word Lists Are Perfect For Word Work, Homework, and Centers!



Simple, No-Fuss Assessment Forms For Busy Teachers & Staff!



How to Differentiate Sight Word Identification

Students can practice their word list at home and/or school. They can also practice with my coordinating [Sight Word Spinner](#) pages, which you can find in my store [HERE](#). Once a student has mastered the words, he or she moves onto the next list of words. Students will continue to work their way through the lists until all 500 words have been mastered! Students can keep track of what list they are on by using the *optional* student-friendly tracking sheets! You can even use this pack to keep track of spelling, too!



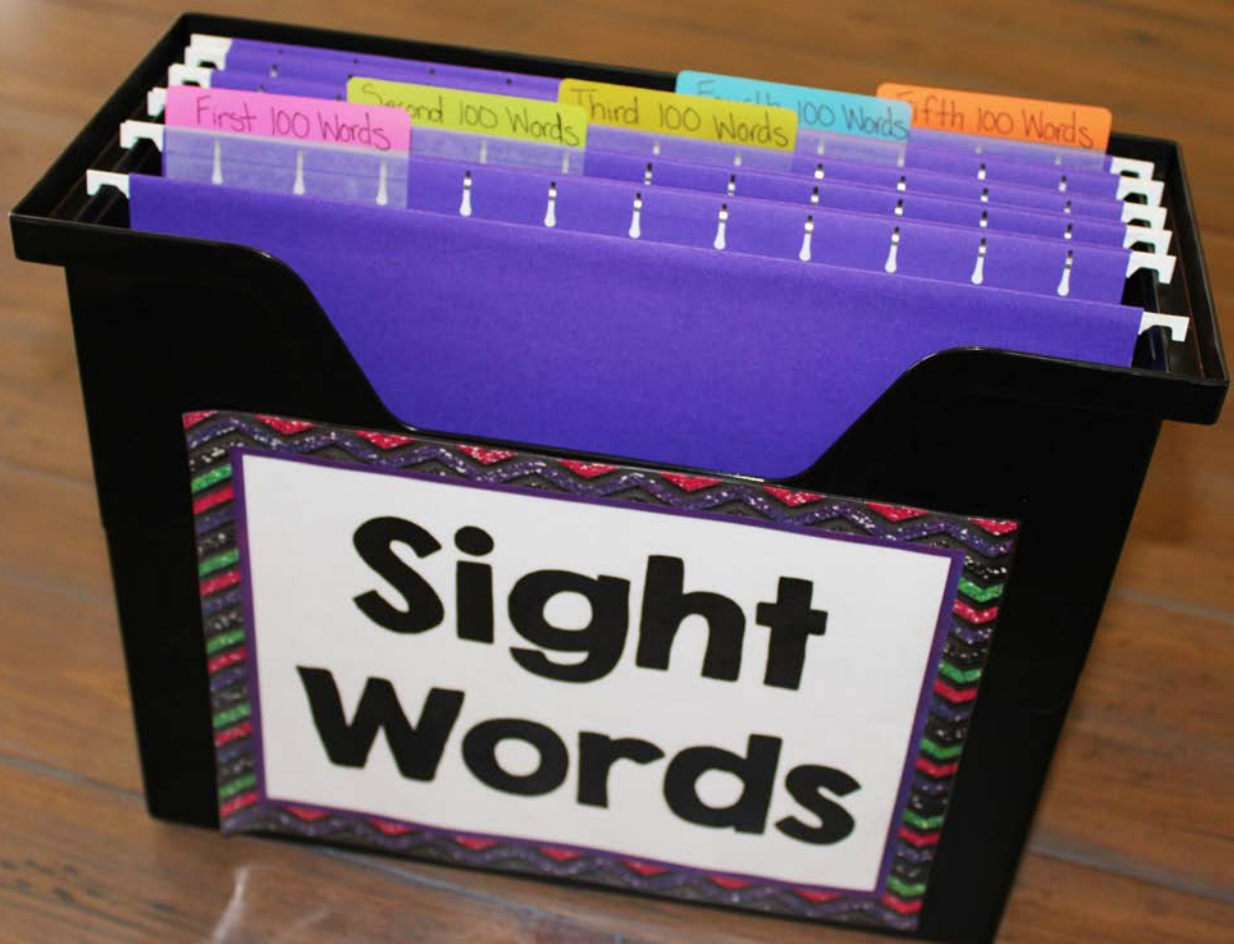
Celebrate with Certificates!

Give your students a Sight Word Certificate when they master each of the 100 sight word lists. Print the certificates on colored cardstock for a printer-friendly version, or print the colored copies. Your students will love celebrating their success and collecting up to 5 different certificates!



Organization Tip

Use a milk crate and file folders to organize the sight word lists and your assessments. Make class sets of the sight word lists and assessments. Place class copies of the word lists in file folders. Label the tops of the file folders so students can easily and quickly grab what they need when they move onto the next list of words. Some teachers choose to laminate copies of the word lists so that they can be used over and over again each year! 😊



Editable Templates

Included in this pack are several editable templates, including sight word tracking pages for your entire class, an editable word list, and an editable assessment list. You can type directly onto the pages to record scores, notes, and/or your own word lists! Or, print the pages "as is" and use the blank charts to write your scores and notes using a pen or pencil. The choice is yours!

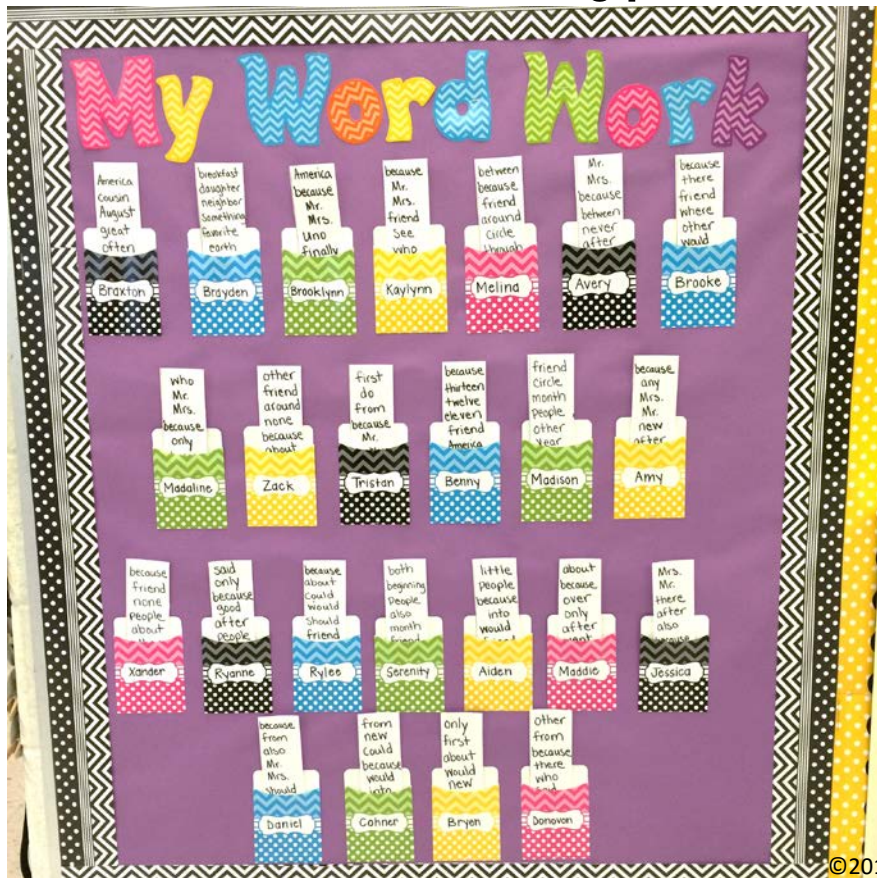
You must open this product in [ADOBE](#) in order to edit the pages. Download the file and save it to your computer. Close all of your internet browsers. Then, open the file and edit the template pages. The font I used is called: KG Lego House. You can download it for free (personal use only) from [Kimberly Geiswein's TPT store by clicking HERE](#) or on her logo below. Be sure to install the font onto your computer after you download it.



Need help installing a font onto your computer? Click [HERE](#) for helpful installation instructions!

Help Children Manage Their Own Word List To Practice During Word Work Time

You can create a bulletin board with a library pocket for each child. Students can store their current word list in their pocket. When it's time for word work, the student simply grabs his or her word list to practice reading and spelling the words. Then, the student can return it to the pocket when word work or center time is over. Read more about how I individualize word work in a blog post found [HERE](#).

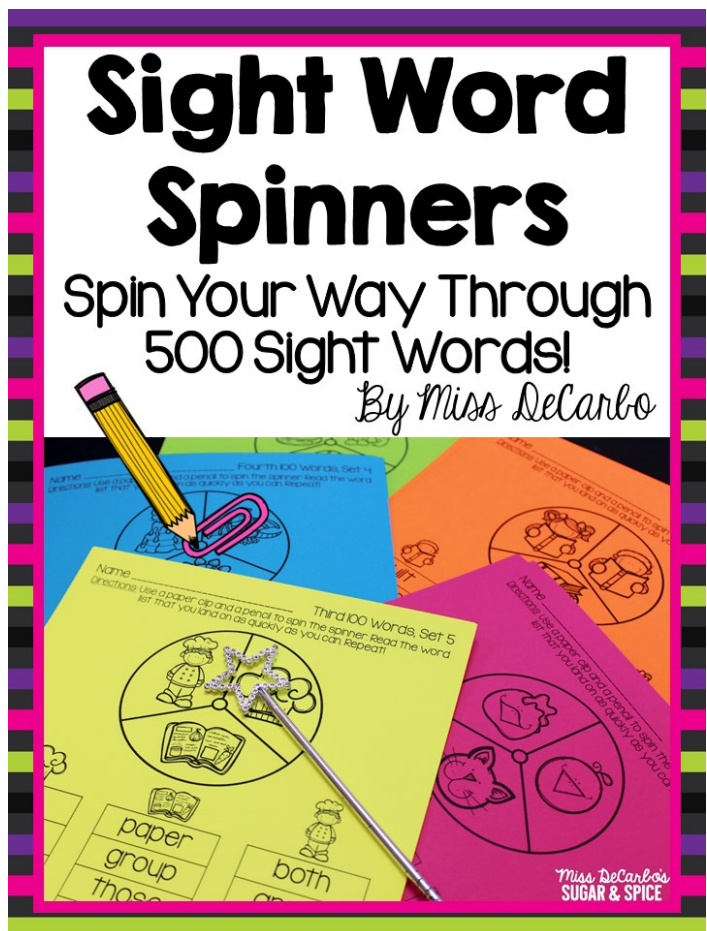


Flash Cards Are Boring... Make Practicing FUN!

Looking for a fun, interactive, and engaging way for your students to master their sight word lists? You and your students will LOVE my coordinating [Sight Word Spinner pages](#)! Students can spin the spinner to practice reading their words. Then, they can take their sight word assessment when they are reading to read their word list quickly! [Sight Word Spinners](#) are the perfect companion to your Sight Word Lists and Assessment program!



[Click the
picture to
learn more!](#)



First 100 Words, Set I

Name _____

the
of
and
a
to
in
is
you
that
it

First 100 Words, Set I

Name _____

the
of
and
a
to
in
is
you
that
it

First 100 Words, Set I

Name _____

☐

the

☐

of

☐

and

☐

a

☐

to

☐

in

☐

is

☐

you

☐

that

☐

it

____/10

First 100 Words, Set I

Name _____

☐

the

☐

of

☐

and

☐

a

☐

to

☐

in

☐

is

☐

you

☐

that

☐

it

____/10

...TONS of additional pages and resources are included:

EDITABLE whole class record pages

EDITABLE sight word list template

EDITABLE assessment template

500 word student tracker page

Fry's complete word lists (1-500)

Sight Word sign for your filing bin

...your complete sight word assessment pack!



Looking For Additional Sight Word Resources? Click Below!

Sight Word Fluency Passages For Reading Intervention



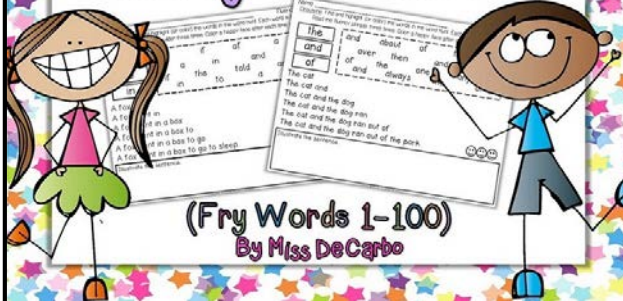
By Christina DeCarbo

More Sight Word Fluency Passages For Reading Intervention




By Christina DeCarbo

Sight Word Fluency Practice #1



(Fry Words 1-100)
By Miss DeCarbo

Sight Word Fluency Practice #2



(Fry Words 101-200)
By Miss DeCarbo

Sight Word Fluency Practice #3



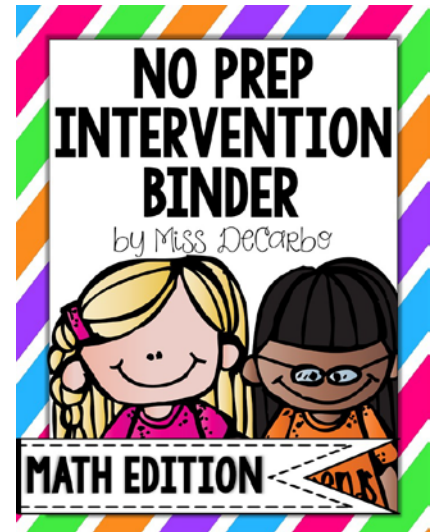

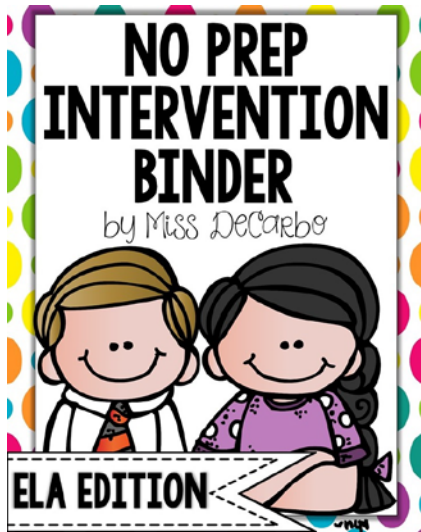
(Fry Words 201-300)
By Miss DeCarbo

Sight Word MEGA BUNDLE



By
Miss DeCarbo

Looking for No Prep Intervention Binders? Click Below!



Click [HERE](#) to Follow Me on TpT!
Get Notifications of New Items!



Miss DeCarbo

★ Following (9,661)

United States - Ohio - Union



**Click the Star
to Follow Me!**

★★★★★ 4.0
28,442 votes

*Intervention
at your fingertips!*

**Check Out My
No Prep
Intervention
Binders!**



FREE DOWNLOAD

Assess the general quality of my work with this free download

Free Classroom Posters for Tab...

DOWNLOAD NOW

My Products (137)

Ratings & Comments

Ask a Question

My Profile

Quick Find

CUSTOM CATEGORIES

BUNDLES

Back to School

Classroom Decor

Click Here To Check Out...
Text Evidence Passages For Reading!



visit my blog for additional ideas and freebies! 😊

www.missdecarbo.com

Happy Learning,

Miss DeCarbo


©2016 Miss DeCarbo, Inc. All Rights Reserved.

Purchase of this download is for one personal classroom use only If you wish to share this file with a co-worker or any other person, an additional license is required. Additional licenses are available in my TpT shop at half price.

Duplicating, replicating, or sharing with other classrooms, co-workers, an entire school system, or posting this on any website or blog violates copyright law. Additional licenses to share with other teachers are available at half price. **You do not have the right to post this file on your blog, website, district website/server, or anywhere online at any time, under any circumstance.**

Clip Art & Font Credits:

Visit Each Artist's Shop By Clicking On The Buttons Below:



Stock photographs from www.shutterstock.com