

SEE THINK WONDER WRITE!

Let them think. Watch them learn.



DIRECTIONS FOR USING THIS PACK

In this versatile pack, photographs are used to spark thinking, questioning, analyzing, evaluating, describing, and meaningful writing! Students will also learn through vivid discussions about the photos!




*Use the template with blank spaces if your students are not independent writers yet. They can draw and label their thinking! Optional versions contain lines for students to write the name of the object or topic of the photograph.

2) Display a photograph using a projector, document camera, or Smart Board. You can also print out the photograph.



*There are 75 photographs included in this pack, but you can use ANY photos for this activity! I choose photos based on what we are going to learn later on in the day for pre-exposure. Sometimes I just choose random photographs for fun to get my students thinking, wondering, and writing!

3) Now it's time to "See. Think. Wonder. Write!"



*Students will **write** and describe what they **see** in the photograph, what they **think** about the photograph, and what they are **wondering**. Encourage great observation skills, vivid vocabulary, and curiosity!

4) It's time to TALK about our thinking! Use the fast fact pages!



*Provide students with time to **DISCUSS** what they wrote on their template pages with one another. Use the fast fact pages to teach your students about the photograph, especially if it is an unknown object or topic to both you and the students. Even if they are familiar with the topic, these facts may be fun to share!

IDEAS FOR USING THIS PACK

Morning Work

Set a tone that says, "Good morning! Get ready to THINK!"

Pre-Exposure

Ignite their observations and curiosity before you teach!

Build & Activate Background Knowledge

Use the activity as a quick assessment to learn what your students already know about a topic or object!

Writing Centers

Create a writing center that ignites critical thinking!

Class Discussions & Oral Language

Let your students TALK to each other before and/or after!

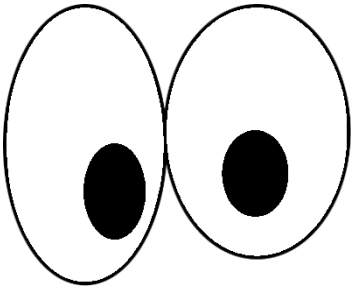
Fast Finishers

Place photographs in a binder for a quick anchor activity!

Warm-Ups

Warm up your students' brains before class or after lunch.

SIMPLE, FAST, AND EFFECTIVE!




What do you **see**?

Students make observations and write down what they see. This is a great way to let them use and practice vivid vocabulary!



What do you **THiNK**?

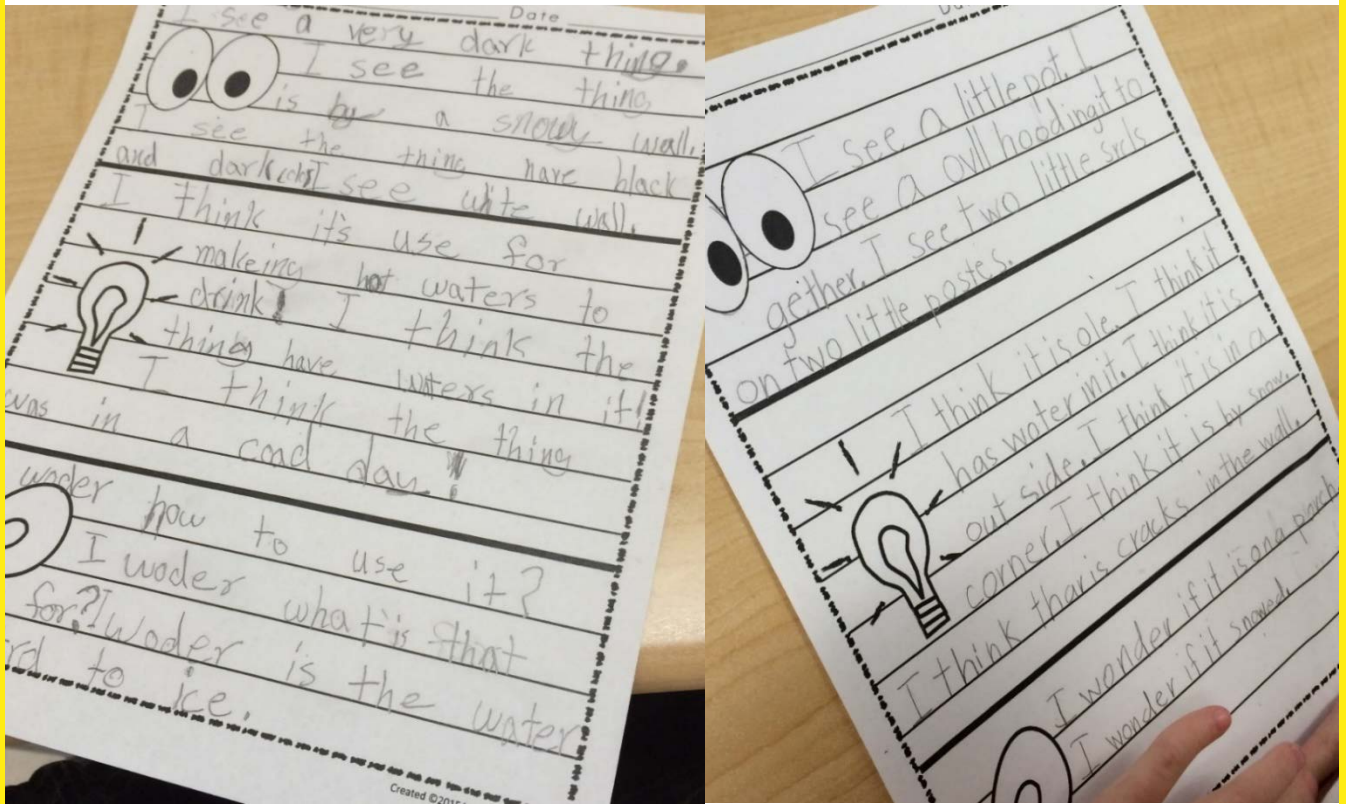
Students jot down thoughts about the photograph. How does it work? What is it used for? What do you know about it already?



What do you **WONDER**?

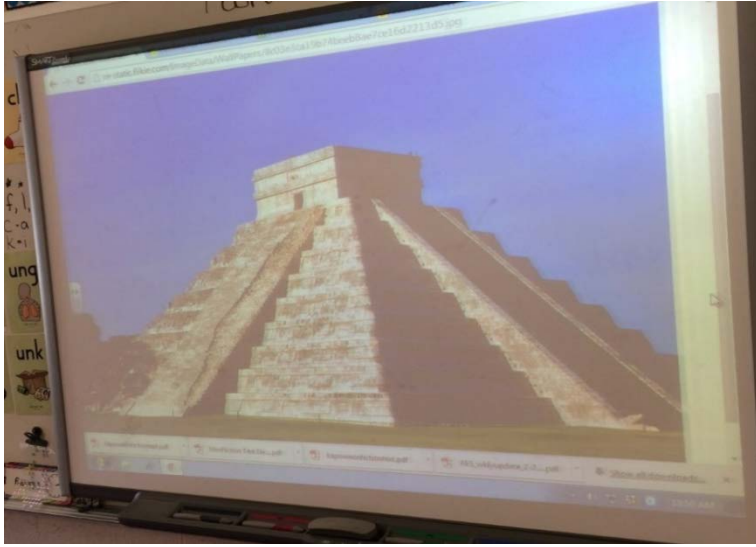
Students ask questions they are wondering about the topic and photograph. This is a great way for students to activate curiosity and critical thinking.

SPARK CRITICAL THINKING



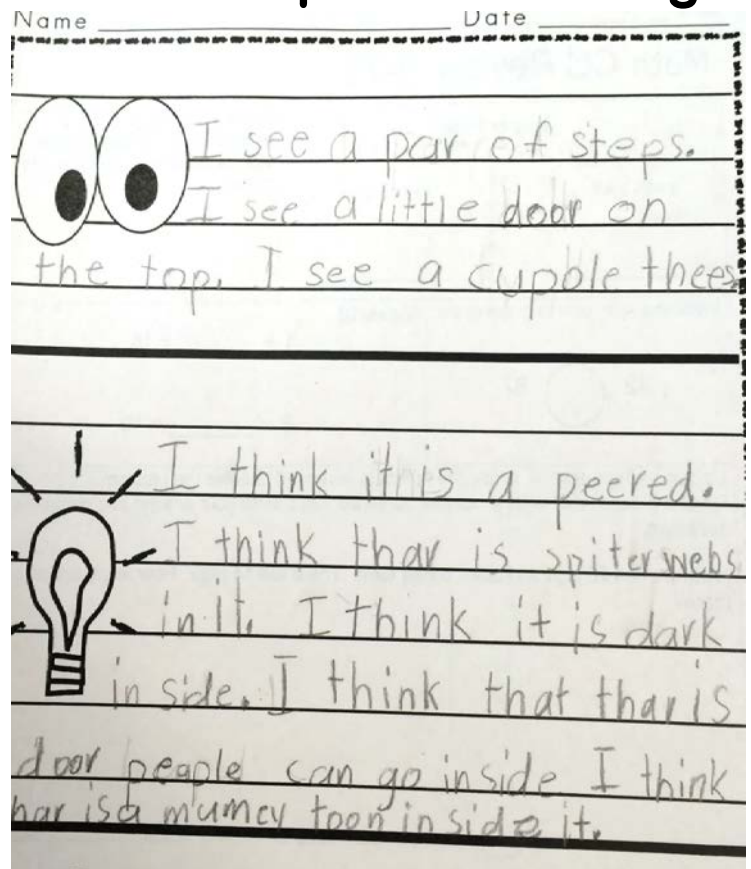
A powerful and effective way to boost critical thinking skills is to provide intentional time for students to observe, evaluate, analyze, and wonder about the world around them!

PRE-EXPLORE CONTENT!

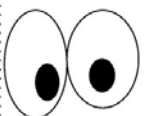


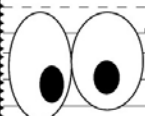


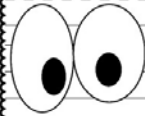


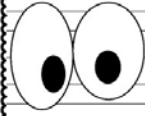
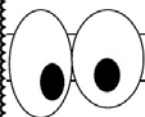






Pre-exposing students to content before you explicitly teach material can result in quicker and deeper learning.

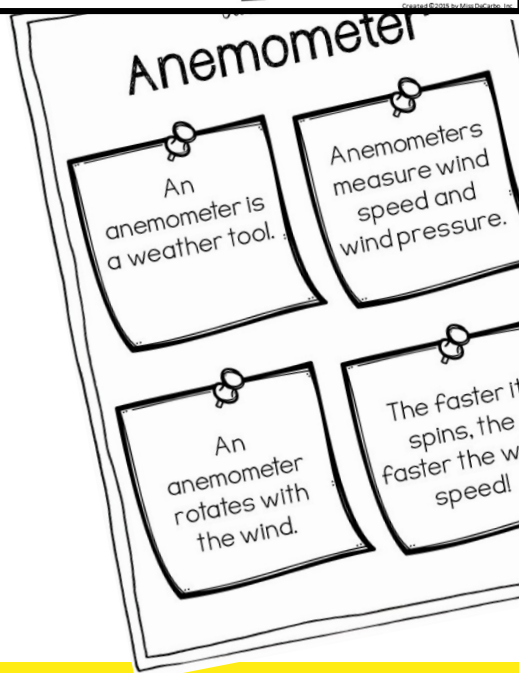

Show students a photograph of a topic you are teaching later in the day. Providing time to think, analyze, wonder, and write about it **BEFORE** you teach will get wheels turning!



DIFFERENTIATED WRITING TEMPLATES

<p>Name _____ Date _____ See. Think. Wonder. Write.</p> <p></p> <p></p> <p></p> <p>Topic: _____</p>	<p>Name _____ Date _____ See. Think. Wonder. Write.</p> <p> I see _____</p> <p> I think _____</p> <p> I wonder _____</p> <p>Name _____ Date _____ See. Think. Wonder. Write.</p> <p></p> <p></p> <p></p> <p>Topic: _____</p>	<p>Name _____ Date _____ See. Think. Wonder. Write.</p> <p></p> <p>Name _____ Date _____ See. Think. Wonder. Write.</p> <p></p> <p></p> <p>Name _____ Date _____ See. Think. Wonder. Write.</p> <p></p> <p></p> <p></p> <p>Topic: _____</p>
---	---	---

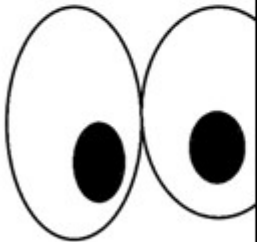
75 READY TO GO PHOTOGRAPHS AND "FAST FACT" PAGES!



JUST PRINT GUIDED CLASSROOM POSTERS



I see...



What does it look like?

What do you notice?

Can you describe it?

What do you observe?

I think...



What do you think it is used for?

How do you think it works?

What do you think about it?

I wonder...

I wonder...



What do you wonder?

What do you want to know about the photo?

Who, What, Where, When, Why, and How



"THIS IS THE PACK THAT NEVER ENDS!"

The photographs and fact pages in this pack are designed to help you get started and give you quick, easy access to 75 photographs and discussion starters for your critical thinkers and writers!

You can use the writing templates with ANY photograph! Use photographs that match what you are currently teaching, what is coming up next, or even what your students are interested in! There are so many possibilities!



Where can you find additional photographs?

Online Images
Old or Used Calendars
Photographs YOU Take
Book Covers
Magazines
Newspapers
Weekly Readers/Scholastic News Magazines



CLICKABLE TABLE OF CONTENTS:

You can use the photos in order, or pick and choose based on the content you're teaching. Remember, you can use ANY photograph with this pack. These will help you get started!

[Coffee Grinder](#)

[Pin Cushion](#)

[Knife Rest](#)

[Glass Juicer](#)

[Carriage](#)

[Antique Flat Iron](#)

[Antique Telephone](#)

[Butter Churner](#)

[Phonograph](#)

[Tin Lunch Pail](#)

[Quill Pen and Ink](#)

[Dress Form](#)

[Brain](#)

[Dendrites](#)

[Cactus](#)

[Bubbles](#)

[Kiwi](#)

[Tooth](#)

[Paleontology](#)

[Iceberg](#)

[Anemometer](#)

[Rain Gauge](#)

[Barometer](#)

[Wind Vane](#)

[Stratus Clouds](#)

[Cirrus Clouds](#)

[Cumulus Clouds](#)

[Tornado](#)

[Hurricane](#)

[Hail](#)

[Snowflakes](#)

[Icicles](#)

[Moon](#)

[Owl](#)

[Owl Pellet](#)

[Pumpkin Seeds](#)

[Chinese New Year](#)

[Balance Scale](#)

[Calculator](#)

[Protractor](#)

[Abacus](#)

[Glass Prism](#)

[Quarry](#)

[Gold](#)

[Bar Magnet](#)

[Glass Blowing](#)

[Jellyfish](#)

[Sand Dollars](#)

[Oysters](#)

[Coral Reef](#)

[Starfish](#)

[Sand Dune](#)

[Jukebox](#)

[Pager](#)

[Floppy Disks](#)

[Cassette](#)

[Discman](#)

[Jump Drive](#)

[Drone](#)

[Hot Air Balloon](#)

[Segway](#)

[Guide Dog](#)

[Parking Meter](#)

[Compass](#)

[Wind Turbines](#)

[Solar Power](#)

[Sandstorm](#)

[Volcano](#)

[Redwood Tree](#)

[Penguin Eggs](#)

[Frog Eggs](#)

[Colonial Flag](#)

[Mount Rushmore](#)

[Liberty Bell](#)

[Statue of Liberty](#)



THANK YOU



for choosing a Miss DeCarbo educational resource.




TERMS OF USE:



Licensing Terms: This download includes a license for one educator only for personal use in his or her classroom. *Licenses are non-transferable, meaning they cannot be passed on from one teacher to another.* If you want to use this as a grade level, share it with a colleague, or use it with a school or district, *the proper number of additional licenses must be purchased.* You can purchase additional licenses at a discount in your My Purchases page when you are logged into your Teachers Pay Teachers account. If you are a coach, administrator, or curriculum director interested in transferable licenses to accommodate yearly staff changes, contact me for a quote at christina@missdecarbo.com.

Copyright Terms: *Every page of this document is copyrighted.* This resource may not be uploaded to the internet in any form, including classroom/personal websites or blogs, and district or shared servers that those who did not purchase an additional license could access. Uploading the file to the internet is a direct violation of copyright.

CLIP ART & FONT CREDITS:



Stock photographs from www.shutterstock.com