


PHONICS WORD SEEK GAME

silent e (cvc-e)



WHAT IS PHONICS WORD SEEK?

Phonics Word Seek is a simple game that can be played in multiple ways! Use the large word cards to create a gross motor phonics game by spreading the cards out around the room. When the picture card is shown, students will walk around to find the word card that matches!

Teachers can use the smaller word cards at the reading table for an engaging word work game, review activity, or warm-up. Complete a simple matching activity by placing the word cards faceup. Place the word cards facedown on the table to play a memory game version!

The cards fit into a standard 4x6 photo box for easy storage! Picture cards come in color and an ink-friendly version. Simply print, cut, and play! The cards are the only materials needed for the games.



IDEAS FOR USING THIS GAME



small-group word work



small-group intervention



literacy center



partner games



fast-finisher activity



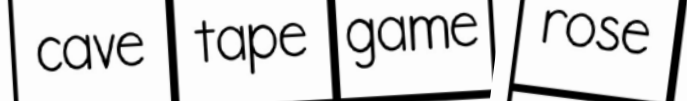
family literacy night

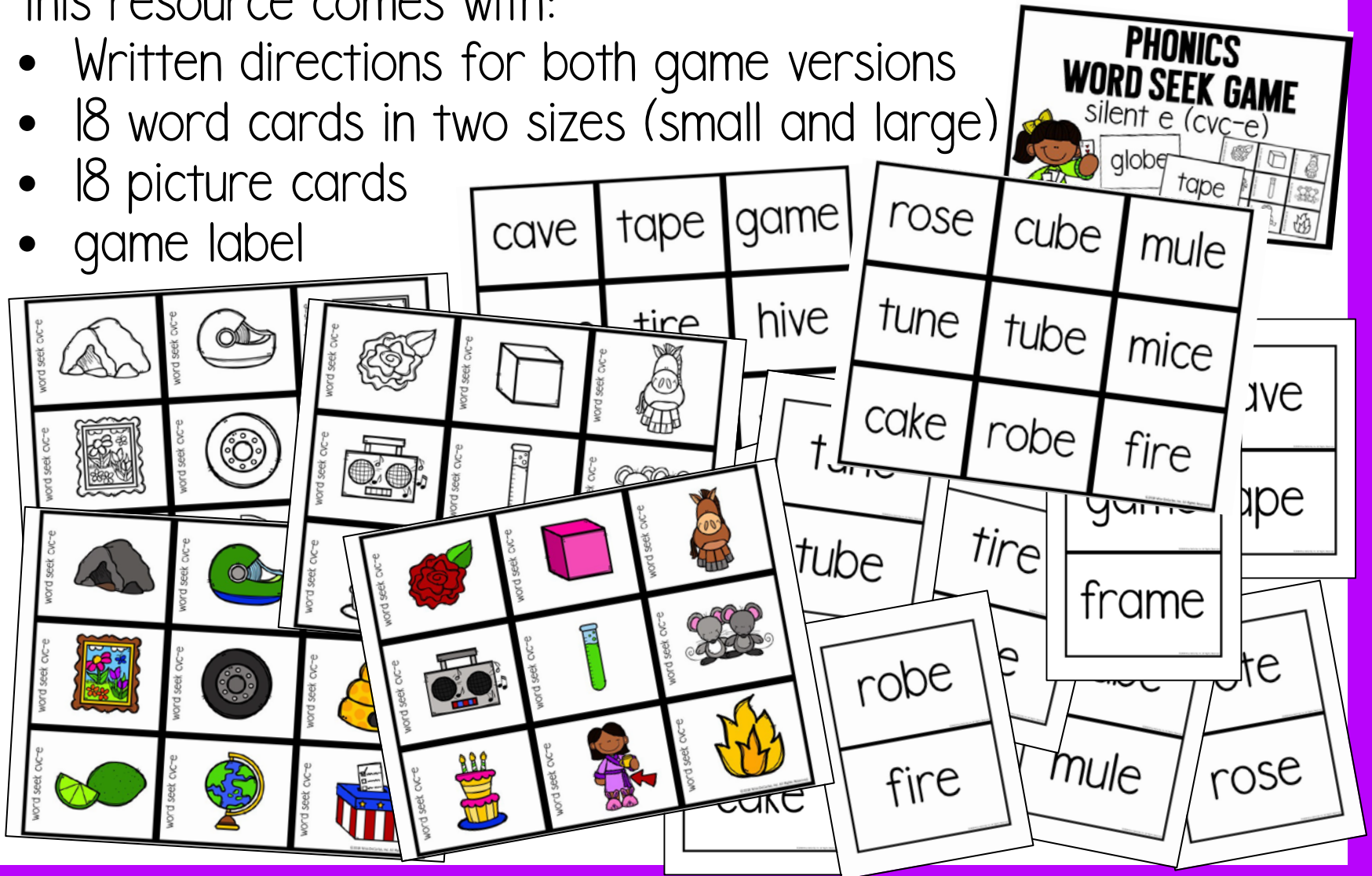


whole-group word work and phonics game

WHAT IS INCLUDED?

This resource comes with:

- Written directions for both game versions
 - 18 word cards in two sizes (small and large)
 - 18 picture cards
 - game label
- 
- Four word cards are shown, each with a black border and a white background. The cards are arranged horizontally and slightly overlap. The words on the cards are 'cave', 'tape', 'game', and 'rose' from left to right.



HOW TO PLAY: MATCHING VERSION

Print, cut, and laminate (optional) the picture cards and the large OR small word cards. *I have included two sizes of the words cards for your convenience. I recommend using the large word cards if you plan to spread the cards out on the floor. I recommend using the small word cards if you plan to play the game at the reading table.* The large cards are 4x6 and fit in standard 4x6 photo boxes. Be sure to select "Actual size" when printing. Picture cards also come in color or a printer-friendly version.

A card that lists the name of this game has been included as an option, too. This card can be used as a label for the game.

Spread the word cards faceup on the floor or on the table. Place the picture cards facedown in a pile.

One student flips over a picture card. The student must find the word card that matches the picture. If he or she finds the correct word card, the student collects the matching pair of cards.

The next student repeats this process.
Continue playing until all matches have been made.

The student with the most matches wins.



HOW TO PLAY: MEMORY VERSION

Print, cut, and laminate (optional) the picture cards and the large OR small word cards. *I have included two sizes of the words cards for your convenience. I recommend using the large word cards if you plan to spread the cards out on the floor. I recommend using the small word cards if you plan to play the game at the reading table.* The large cards are 4x6 and fit in standard 4x6 photo boxes. Be sure to select "Actual size" when printing. Picture cards also come in color or a printer-friendly version.

A card that lists the name of this game has been included as an option, too. This card can be used as a label for the game.

Spread out the word cards facedown on the floor or on the table. Place the picture cards facedown in a pile.

One student flips over a picture card. The student must flip over a word card and try to find the word card that matches the picture. If the word card that the student flips over is NOT a match, the student must return the card to the same place he or she found it and place it facedown again. If he or she finds the correct word card, the student collects the matching pair of cards.

The next student repeats this process.
Continue playing until all matches have been made.
The student with the most matches wins.



ABOUT MISS DECARBO

Christina DeCarbo-Wagers is an elementary teacher from Northeast Ohio. She holds a Bachelor's degree in Early Childhood Education, a Master's degree in Elementary Literacy, and a specialized K-12 reading endorsement. Christina has experience in instructional consulting, literacy coaching, and professional development services. Over the course of her career, she has presented literacy workshops and professional development sessions for Staff Development of Educators, ASCD, and state and local educational conferences. Christina has also provided extensive services and trainings for school districts and educational service centers across the state of Ohio.

Christina is passionate about helping students reach their greatest potential as readers and writers. Her engaging resources are based on developmentally-appropriate research and are founded in the importance of critical thinking, creativity, and problem-solving skills for young learners. Her educational company, Miss DeCarbo, Inc., was founded in 2012 and provides educators with curriculum, ideas, research-based advice, and inspiration. You can learn more about Miss DeCarbo by visiting her website, www.missdecarbo.com.





THANK YOU



for choosing a Miss DeCarbo™ educational resource.



CONNECT WITH ME



TERMS OF USE:



Licensing Terms: This download includes a license for one educator only for personal use in his or her classroom. *Licenses are non-transferable, meaning that they cannot be passed on from one teacher to another.* If you want to use this as a grade level, share it with a colleague, or use it with a school or district, *the proper number of additional licenses must be purchased.* You can purchase additional licenses at a discount in your “My Purchases” page when you are logged into your Teachers Pay Teachers account. If you are a coach, administrator, or curriculum director interested in transferable licenses to accommodate yearly staff changes, contact me for a quote at christina@missdecarbo.com.

Copyright Terms: *Every page of this document is copyrighted.* This resource may not be uploaded to the Internet in any form, including classroom/personal websites or blogs, or district or shared servers that those who did not purchase an additional license could access. Uploading the file to the internet is a direct violation of copyright.

CLIP ART & FONT CREDITS:

