

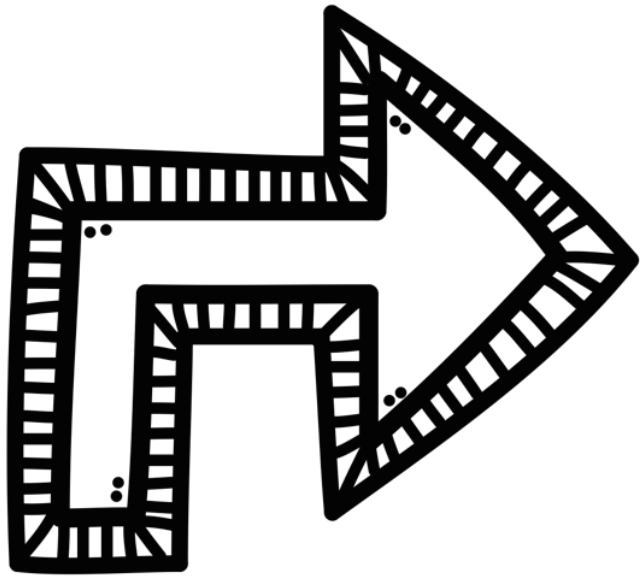
# SEPTEMBER DAILY DENDRITE CHALLENGE

a digital resource for critical thinking



# PAPERLESS, QUICK, AND FUN!

- 1) Open the slideshow or the PDF file.
- 2) Click on a brain-teaser.
- 3) Think, share, and grow new dendrites!





**ACTIVATE CRITICAL  
THINKING SKILLS  
EVERY DAY!**



# A variety of brain teasers, problems, logical thinking questions, and open-ended challenges are included for each month!

2


Fran is the first student in line at the bus stop. Who is behind Cal and three friends in front of Jen?



Fran Cal Kim Meg

9


Find three differences.




10

Teach someone how to make an apple pie. Use the pictures and the transition words to help you. Remember to speak in complete sentences!

First Next Then Last




After you share your thoughts and ideas, click the button to go back to the home screen.



15

Say the beginning sound of each picture.


Which picture does NOT belong in the set? Why?



17

Which addition fact does not belong in the set? Why? Click the button to check your answer.


5+3



4


The answer is 5. What is the question?

Use the picture below to create your story problem or question.



11


Which button is missing?



3

Study the different types of transportation that these students are using to get to school. Which picture does not belong in this set? Why?


A B C



29

A circle is to steering wheel as a square is to \_\_\_\_\_

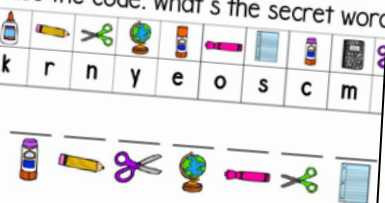
door window roof




1

Use the code. What's the secret word?


k r n y e o s c m




Click the button to check your answer.



I USED TO BE A POPSICLE BUT NOW I'M A...




How could you make a popsicle stick? Brainstorm one idea. What do you think of?



A

After you share your thoughts and ideas, click the button to go back to the home screen.








# SELF-CHECKING AND INTERACTIVE

Challenges include a clickable self-checking feature!

Study the different types of transportation that these students are using to get to school. Which picture does not belong in this set? Why?

**3**

		
<b>A</b>	<b>B</b>	<b>C</b>

©2018 Miss DeCarbo, Inc. All Rights Reserved.

**Try again!**

Click the picture below to go back to today's daily dendrite challenge.




**You are correct!**

The student who is walking is the only student not using wheels to travel to school.


Way to go! You used your brain power!

Click the picture below to go to the home screen.




Find three differences.


**9**




Click the button to check your answer.



©2018 Miss DeCarbo, Inc. All Rights Reserved.




Click the picture below to go to the home screen.












©2018 Miss DeCarbo, Inc. All Rights Reserved.

# THIS RESOURCE IS PART OF A BUNDLE


If you are interested in purchasing the BUNDLE pack for the whole year, [click below to learn more!](#)



**PAPERLESS**  
**DAILY DENDRITE CHALLENGE**  
a digital resource for critical thinking

<b>SEPTEMBER DAILY DENDRITE CHALLENGE</b> a digital resource for critical thinking  MISS DECARBO	<b>OCTOBER DAILY DENDRITE CHALLENGE</b> a digital resource for critical thinking  MISS DECARBO	<b>NOVEMBER DAILY DENDRITE CHALLENGE</b> a digital resource for critical thinking  MISS DECARBO	<b>DECEMBER DAILY DENDRITE CHALLENGE</b> a digital resource for critical thinking  MISS DECARBO	<b>JANUARY DAILY DENDRITE CHALLENGE</b> a digital resource for critical thinking  MISS DECARBO
<b>FEBRUARY DAILY DENDRITE CHALLENGE</b> a digital resource for critical thinking  MISS DECARBO	<b>MARCH DAILY DENDRITE CHALLENGE</b> a digital resource for critical thinking  MISS DECARBO	<b>APRIL DAILY DENDRITE CHALLENGE</b> a digital resource for critical thinking  MISS DECARBO	<b>MAY DAILY DENDRITE CHALLENGE</b> a digital resource for critical thinking  MISS DECARBO	

**YEAR-LONG BUNDLE**

**MISS DECARBO** 

# IDEAS FOR USE

- morning circle
- before dismissal
- before or after lunch
- as an “exit” challenge each day
- as a “wake-up” challenge each day
- centers
- computer time
- transitions
- a warm-up or exit for small groups



# ABOUT THIS RESOURCE

Thank you for choosing the Daily Dendrite Challenge! This is a fully digital and paperless resource for primary critical thinkers. Our students are not born with the ability to think critically. As educators, we must foster this type of thinking with the experiences, activities, discussions, and instruction we provide to our students. This resource was designed as a fun and engaging way for students to practice thinking creatively and critically. Furthermore, problem-solving, persistence, and an ability to see situations from different viewpoints are essential skills students need to develop.

The brain teasers provided in each month's Daily Dendrite Challenge vary from day to day. These teasers were created to help your students practice thinking critically, logically, creatively, and "out-of-the-box!" At times, you, as the educator, may need to provide assistance or facilitation in completing the brain teaser. You may also wish to provide a "think-aloud" to help students comprehend or work their way through the brain teaser. How much assistance you provide your students should be at your own discretion. The degree of assistance provided by the teacher may depend upon the grade level, classroom, students, goals, uses, time of the year, and individual needs.


Each month is designed around a theme, season, or holiday. In the future, additional Dendrite Challenges that are more general and not seasonal may be created by the author. However, at this time, the monthly resources are not editable or available for customization unless in the event of a technical error by the author. Thank you for your understanding. We hope you enjoy this critical thinking resource!



# WHAT YOU NEED

To use the slideshow file, you will need a device that has Microsoft PowerPoint installed. The PDF file can also be used, as it contains clickable links. Sometimes, the text formatting can appear to be “off” when the slideshow file is used on a Mac. If this should happen, simply use the PDF file on your Mac device. The PDF file will work in the same way the slideshow does. As with all digital resources, you will want to ensure your computer and your Adobe is up-to-date.

Due to the digital nature of this resource, there is no worksheet or printable provided with this resource. If you wish to have your students show their work or thinking, I recommend having the students use individual whiteboards with a dry-erase marker. You could also have the students record their thinking into journals, notebooks, or on blank paper. An example of a brain teaser that you will want students to have workspace for is shown below. You can see that there could be multiple, open-ended answers for this brain teaser.



















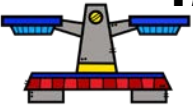












# DO YOU WANT TO TRY IT OUT FIRST?

On the next page, try out THREE daily dendrite challenges for FREE using this clickable PDF preview file. Simply click on the pictures the arrows are pointing to. Are you ready to use your brain and grow some dendrites?! Head to the next page and let's get started!




As you learn, dendrites grow so that neurons in your brain can make connections. When you challenge your brain by thinking hard to solve a problem, you are growing dendrites!

# SEPTEMBER DAILY DENDRITE CHALLENGE

 <b>1</b> Mystery Lunch	 <b>2</b> Bus Stop	 <b>3</b> Off to School	 <b>4</b> Missing	 <b>5</b> It Could Be...	 <b>7</b> Chalk Art
 <b>8</b> Giggles Galore	 <b>9</b> Say Cheese	 <b>10</b> Making Words	 <b>11</b> Brainy Buttons	 <b>12</b> Book Talk	 <b>13</b> Chit Chat
 <b>15</b> Word Study	 <b>16</b> Apple Analogy	 <b>17</b> Apple Math	 <b>18</b> Hide and Seek	 <b>20</b> Shape Teaser	 <b>21</b> Odd One Out
 <b>22</b> Word Play	 <b>23</b> What's It?	 <b>24</b> For Stories	 <b>25</b> Which One?	 <b>26</b> Number Ninjas	 <b>27</b> How I Feel
 <b>29</b> Shape Analogy	 <b>30</b> What Is It?	<p>It's okay to not know, but it's not okay to not try.</p>			
					 Credits & TOU


# I USED TO BE A POPSICLE STICK, BUT NOW I'M A...?

6




How could you reuse a popsicle stick? Be creative! A pointer for reading is one idea. What else can you think of?

After you share your thoughts and ideas, click the button to go back to the home screen.



Which addition fact does not belong in this set? Why? Click the apple to check your answer.



$$4+4$$



$$5+3$$



$$7+2$$




# Try again!

Click the picture below to go back to today's daily dendrite challenge.




You are correct!  
7+2 is the only fact that does not  
have a sum of 8.  $7+2=9$

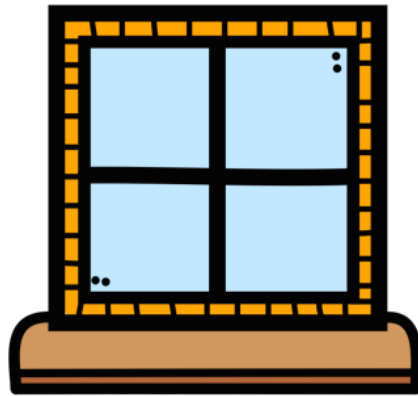
Way to go! You used your brain power!  
Click the picture below to go to the home screen.




circle is to steering wheel  
as  
square is to \_\_\_\_\_



door



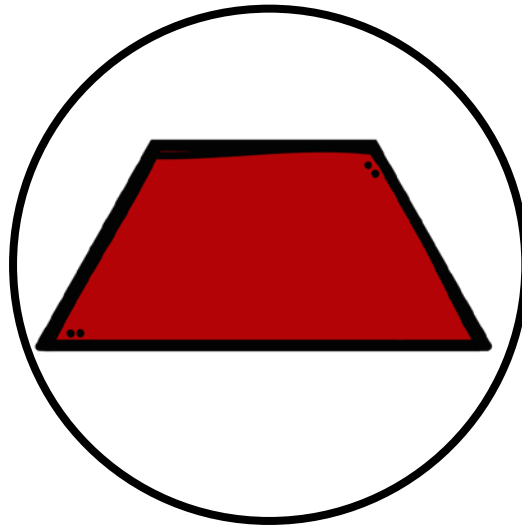
window



roof

# Try again!


Click the picture below to go back to today's daily dendrite challenge.





# You are correct!

Way to go! You used your brain power!  
Click the picture below to go to the home screen.



# CLIP ART & FONT CREDITS:

This resource would not be made possible without the wonderful clip art and font artists featured below. Visit an artist's shop by clicking on his or her logo below.



**EXTENDED LICENSE #10170**



Stock photography: [www.shutterstock.com](http://www.shutterstock.com)

Click here to read  
additional information  
for the teacher.



# THANK YOU



for choosing a Miss DeCarbo™ educational resource



## CONNECT WITH ME



## TERMS OF USE:



**Licensing Terms:** This download includes a license for one educator only for personal use in his or her classroom. *Licenses are non-transferable, meaning they cannot be passed on from one teacher to another.* If you want to use this as a grade level, share it with a colleague, or use it with a school or district, *the proper number of additional licenses must be purchased.* You can purchase additional licenses at a discount in your My Purchases page when you are logged into your Teachers Pay Teachers account. If you are a coach, administrator, or curriculum director interested in transferable licenses to accommodate yearly staff changes, contact me for a quote at [christina@missdecarbo.com](mailto:christina@missdecarbo.com).

**Copyright Terms:** *Every page of this document is copyrighted.* This resource may not be uploaded to the internet in any form, including classroom/personal websites or blogs, and district or shared servers that those who did not purchase an additional license could access. Uploading the file to the internet is a direct violation of copyright.