

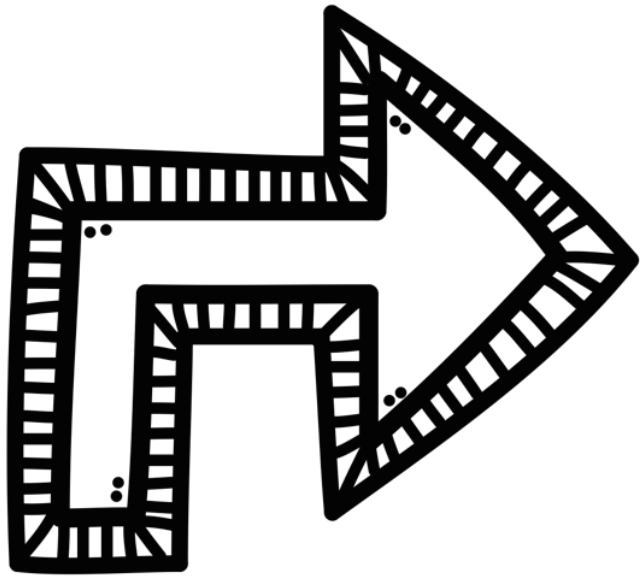
# NOVEMBER DAILY DENDRITE CHALLENGE

a digital resource for critical thinking



# PAPERLESS, QUICK, AND FUN!

- 1) Open the slideshow or the PDF file.
- 2) Click on a brain-teaser.
- 3) Think, share, and grow new dendrites!



**ACTIVATE CRITICAL  
THINKING SKILLS  
EVERY DAY!**



# A variety of brain teasers, problems, logical thinking questions, and open-ended challenges are included!

**Find the difference. 19**

Click the owl button to check.

**Use the code. What's the secret word? 23**

b g w k e n q o a l

I am smiling.  
I have a nose, and my tongue is sticking out.  
I have eyebrows.  
I do not have my eyes closed.  
Who am I?

**6**

Nelly is at the pumpkin patch. She wants to pick the pumpkin that is before the striped pumpkin and after the tallest pumpkin. The pumpkin she picks has a long stem. Which pumpkin does Nelly pick?

**Which one doesn't belong in this group? Why? Click the owl button to find out.**

**The answer is 9. What is the question? 26**

After you share your thoughts and ideas, click the button to go back to the home screen.

**How many words can you make out of the letters in the word: MONSTER 17**

After you share your thoughts and ideas, click the button to go back to the home screen.

**What monster should go in the last row? 15**

**I spy with my little eye a yummy little squash that's baked in a pie. What am I? 30**

**pumpkin say to the scarecrow? (YOU make up the punchline, or answer, to this joke, and share it with a friend!)**

After you share your thoughts and ideas, click the button to go back to the home screen.

**apple is to cider as pumpkin is to \_\_\_\_\_**

stem seeds pie

**Create a short and silly story using the three pictures below. Use the words first, next, and last when telling your story. Orally share your story with friends! 25**

First Next Last

After you share your thoughts and ideas, click the button to go back to the home screen.

**Three bats went to a harvest party. One bat brought something to the party. One bat dressed up for the party. One bat did tricks on a tree branch at the party. The bat that brought something wrote a thank you note to the chef. Which bat didn't go to the harvest party? 21**

# SELF-CHECKING AND INTERACTIVE

Challenges include a clickable self-checking feature!

Three bats went to a harvest party. One bat brought something to the party. One bat dressed up for the party. One bat did tricks on a tree branch at the party. The bat that brought something wrote a thank you note to the chef. Which bat *didn't* go to the harvest party?

21



©2017 Miss DeCarbo, Inc. All Rights Reserved.

Try again!

Click the picture below to go back to today's daily dendrite challenge.



You are correct!

Way to go! You used your brain power!  
Click the picture below to go to the home screen.



©2017 Miss DeCarbo, Inc. All Rights Reserved.

23

Use the code. What's the secret word?



b g w k e n q o a l



Click the turkey button to check your answer.



©2017 Miss DeCarbo, Inc. All Rights Reserved.

gobble

Way to go! You used your brain power!  
Click the picture below to go to the home screen.



©2017 Miss DeCarbo, Inc. All Rights Reserved.



# IDEAS FOR USE

- morning circle
- before dismissal
- before or after lunch
- as an “exit” challenge each day
- as a “wake-up” challenge each day
- centers
- computer time
- transitions
- a warm-up or exit for small groups



# DO YOU WANT TO TRY IT OUT FIRST?

On the next page, try out THREE daily dendrite challenges for FREE using this clickable PDF preview file. Simply click on the pictures the arrows are pointing to. Are you ready to use your brain and grow some dendrites?! Head to the next page and let's get started!



As you learn, dendrites grow so that neurons in your brain can make connections. When you challenge your brain by thinking hard to solve a problem, you are growing dendrites!

# NOVEMBER DAILY DENDRITE CHALLENGE

|  |  |  |  |  |  |   |
|--|--|--|--|--|--|---|
|  <b>1</b><br>Acorn Line-Up  |  <b>2</b><br>Pumpkin Puzzler  |  <b>3</b><br>Monster Mix-Up |  <b>4</b><br>Scarecrow Spin    |  <b>5</b><br>Turkey Tango   |  <b>6</b><br>Pumpkin Picking  |  <b>7</b><br>Candy Comedy    |
|  <b>8</b><br>Cider Sighting |  <b>9</b><br>Apple Analogy    |  <b>10</b><br>Fall Frenzy   |  <b>11</b><br>Brainy Birds     |  <b>12</b><br>Laughing Leaf |  <b>14</b><br>Scarecrow Sums  |   |
|  <b>15</b><br>Fall Word Fun |  <b>16</b><br>Corny Corn      |  <b>17</b><br>Pumpkin Patch |  <b>18</b><br>Pumpkin Problems |  <b>19</b><br>Eye See It!   |  <b>20</b><br>Story Squirrels |  <b>21</b><br>Chatty Batty   |
|  <b>22</b><br>Harvest Words |  <b>23</b><br>Tricky Turkeys |  <b>24</b><br>I Spy        |  <b>25</b><br>Silly Stories   |  <b>26</b><br>Story Seeds |  <b>27</b><br>Science Fun    |  <b>28</b><br>Fall Feelings |
|  <b>29</b><br>Squash It!  |  <b>30</b><br>Riddle Time   | Thinking is exercise for your brain.   |  |  |  |  Credits & TOU             |

**TRY ME! #1**

**TRY ME! #14**

**TRY ME! #23**


I am smiling.

I have a nose, and my tongue is showing.

I have eyebrows.

I do not have my eyes closed.

Who am I?



A



B




C



# Try again!


Click the picture below to go back to today's daily dendrite challenge.



# You are correct!

Way to go! You used your brain power!  
Click the picture below to go to the home screen.





Which fact  
doesn't belong  
in this set?  
Why? Click the  
fact to check  
your answer.

# Try again!

Click the picture below to go back to today's daily dendrite challenge.





6+3 does not belong.











It is the only fact that does not equal ten.

Way to go! You used your brain power!

Click the picture below to go to the home screen.



Use the code. What's the secret word?

|  |   |   |   |   |  |   |   |   |   |
|--|---|---|---|---|--|---|---|---|---|
|  |  |  |  |  |  |  |  |  |  |
| b  | g   | w   | k   | e   | n  | q   | o   | a   | l   |



Click the turkey button to check your answer.



# gobble

Way to go! You used your brain power!  
Click the picture below to go to the home screen.



# ABOUT THIS RESOURCE

Thank you for choosing the Daily Dendrite Challenge! This is a fully digital and paperless resource for primary critical thinkers. Our students are not born with the ability to think critically. As educators, we must foster this type of thinking with the experiences, activities, discussions, and instruction we provide to our students. This resource was designed as a fun and engaging way for students to practice thinking creatively and critically. Furthermore, problem-solving, persistence, and an ability to see situations from different viewpoints are essential skills students need to develop.

The brain teasers provided in each month's Daily Dendrite Challenge vary from day to day. These teasers were created to help your students practice thinking critically, logically, creatively, and "out-of-the-box!" At times, you, as the educator, may need to provide assistance or facilitation in completing the brain teaser. You may also wish to provide a "think-aloud" to help students comprehend or work their way through the brain teaser. How much assistance you provide your students should be at your own discretion. The degree of assistance provided by the teacher may depend upon the grade level, classroom, students, goals, uses, time of the year, and individual needs.

Each month is designed around a theme, season, or holiday. In the future, additional Dendrite Challenges that are more general and not seasonal may be created by the author. However, at this time, the monthly resources are not editable or available for customization unless in the event of a technical error by the author. Thank you for your understanding. We hope you enjoy this critical thinking resource!



# WHAT YOU NEED


To use the slideshow file, you will need a device that has Microsoft PowerPoint installed. The PDF file can also be used, as it contains clickable links. Sometimes, the text formatting can appear to be “off” when the slideshow file is used on a Mac. If this should happen, simply use the PDF file on your Mac device. The PDF file will work in the same way the slideshow does. As with all digital resources, you will want to ensure your computer and your Adobe is up-to-date.

Due to the digital nature of this resource, there is no worksheet or printable provided with this resource. If you wish to have your students show their work or thinking, I recommend having the students use individual whiteboards with a dry-erase marker. You could also have the students record their thinking into journals, notebooks, or on blank paper. An example of a brain teaser that you will want students to have workspace for is shown below. You can see that there could be multiple, open-ended answers for this brain teaser.

The solution is 10.

What is the problem?

After you share your thoughts and ideas, click the button below to go back to the home screen.



# CLIP ART & FONT CREDITS:

This resource would not be made possible without the wonderful clip art and font artists featured below. Visit an artist's shop by clicking on his or her logo below.



**EXTENDED LICENSE #10170**



Stock photography: [www.shutterstock.com](http://www.shutterstock.com)

Click here to read  
additional information  
for the teacher.



# THANK YOU



for choosing a Miss DeCarbo educational resource.



Visit my blog: [www.missdecarbo.com](http://www.missdecarbo.com)

Visit my store: [www.missdecarbotpt.com](http://www.missdecarbotpt.com)



## CONNECT WITH ME



## TERMS OF USE:



Purchase of this download is for one personal classroom use only. If you wish to share this file with a grade level, another co-worker or any other person, an additional license for each teacher is required. Additional licenses are available in my shop at a discount. Site licenses are available. Please email me for further information. Every page is copyrighted. Duplication, or sharing with other classrooms, co-workers, an entire school system, or posting this on any website or blog violates copyright. This includes district and shared servers. You do not have the right to post this file on your blog, website, district website/server, or anywhere online at any time under any circumstance.