

PAPERLESS

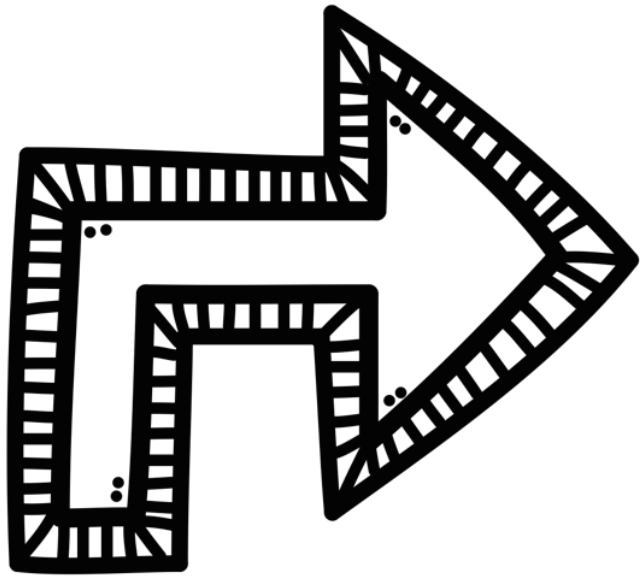
DAILY DENDRITE CHALLENGE

a digital resource for critical thinking



PAPERLESS, QUICK, AND FUN!

- 1) Open the slideshow or the PDF file.
- 2) Click on a brain-teaser.
- 3) Think, share, and grow new dendrites!





**ACTIVATE CRITICAL
THINKING SKILLS
EVERY DAY!**



A variety of brain teasers, problems, logical thinking questions, and open-ended challenges are included for each month!

2


Fran is the first student in line at the bus stop. Who is behind Cal and three friends in front of Jen?



Fran Cal Kim Meg

9


Find three differences.



10

Teach someone how to make an apple pie. Use the pictures and the transition words to help you. Remember to speak in complete sentences!


First Next Then Last



How many words can you make out of the letters in this word:

cat **ALPHABET**


After you share your thoughts and ideas, click the button to go back to the home screen.



15

Say the beginning sound of each picture.


Which picture does NOT belong in the set? Why?



17


Which addition fact does not belong in the set? Why? Click the button to check your answer.

5+3



11

Which button is missing?




A

4

The answer is 5. What is the question?


Use the picture below to create your story problem or question.



3

Study the different types of transportation that these students are using to get to school. Which picture does not belong in this set? Why?


A B C



29

A circle is to steering wheel as a square is to _____


door window roof



1

Use the code. What's the secret word?


k r n y e o s c m



Click the button to check your answer.


TOP SECRET

I USED TO BE A POPSICLE BUT NOW I'M A...



How could you make a popsicle stick? Brainstorm one idea. What do you think of?

After you share your thoughts and ideas, click the button to go back to the home screen.






SELF-CHECKING AND INTERACTIVE

Challenges include a clickable self-checking feature!

Study the different types of transportation that these students are using to get to school. Which picture does not belong in this set? Why?

3

		
A	B	C

©2018 Miss DeCarbo, Inc. All Rights Reserved.

Try again!

Click the picture below to go back to today's daily dendrite challenge.




You are correct!

The student who is walking is the only student not using wheels to travel to school.

Way to go! You used your brain power!

Click the picture below to go to the home screen.



©2018 Miss DeCarbo, Inc. All Rights Reserved.

Find three differences.


9




Click the button to check your answer.



©2018 Miss DeCarbo, Inc. All Rights Reserved.



Click the picture below to go to the home screen.






©2018 Miss DeCarbo, Inc. All Rights Reserved.

SAMPLE PICTURES FOR SEPTEMBER:

3





Study the different types of transportation that these students are using to get to school. Which picture does not belong in this set? Why?

		
A	B	C



14

Teach someone how to make an apple pie. Use the pictures and the transition words to help you. Remember to speak in complete sentences!

First Next Then Last

			
---	---	---	--

I am standing Mark and am spots in front Where am I st



		??	??
---	---	----	----

6

I USED TO BE A POPSICLE STICK, BUT NOW I'M A...?



How could you reuse a popsicle stick? Be creative! A pointer for reading is one idea. What else can you think of?

After you share your thoughts and ideas, click the button to go back to the home screen.



9



Find three differences.

	
--	---

Click the button to check












13

What is the girl saying? What is the boy thinking? Create the dialogue and the thoughts between these two students. Be creative and use complete sentences.






10

Which apple should go in the last row?

7

Han is thinking about what he will draw. His picture will have wings. It will fly in the sky. Han does not like to draw insects. He will use his blue piece of chalk and draw a nest in his picture. What will Han draw?






		
plane	butterfly	bird

4


The answer is 5.

What is the question?

Use the picture below to create your story problem or question.

				
--	--	--	--	--

After you share your thoughts and ideas, click the button to go back to the home screen.




22




How many words can you make out of the letters in this word:

PLAYGROUND








After you share your thoughts and ideas, click the button to go back to the home screen.




Which number does not belong in this set? Why? Click the button to check your answer.

		
9	19	82







k r n y e o

						
---	---	---	---	---	---	---

Click the button to check your answer.









who is behind Cal three friends in Jen?

					
Fran	Cal	Kim	Meg	Dan	Jen

15

Say the beginning sound of each picture.

Which picture does NOT belong in the set? Why?

					
---	---	---	---	---	---

SAMPLE PICTURES FOR OCTOBER:

Find three differences. 13

Click the eyeball button to check your answers.

Use the code. What's the secret word? 15

a	i	d	e	g	p	r	s	u	y

I am green.
I have a smile on my face.
My mouth is open.
My eyes are not closed.
Which Frankenstein am I?

I have a stem.
I do not have stripes.
I have circles on me.
I do not have a leaf.
Which pumpkin am I?

A B C

I am not a girl ghost.
I am after Jack but before Ben.
What is my name? 2

Which candle should go in the last row?

The solution is...
What is the solution?

After you share your thoughts and ideas, click the button below to go back to the home screen.

Which fact doesn't belong? Why? 19

7-1	9-2
3+3	4+2

Click the cauldron button to check your answer.

How many words can you make out of the letters in the words: 22

SPIDER

After you share your thoughts and ideas, click the button to go back to the home screen.

I'm standing before the wizard.
I'm not holding a trick-or-treat bucket.
I am not a girl.
I am not wearing green.
Who am I? 5

witch knight mummy dragon princess pirate wizard

What bat should go in the missing space?

bat is to _____ as spider is to _____

insects Halloween web

Someone with a hat and between friends who are holding a trick-or-treat bag. Where should Emily stand?

Which word doesn't belong? Why? 24

bat	owl
cat	

Click the button to check your answer.

SAMPLE PICTURES FOR NOVEMBER:

Find the difference.

19

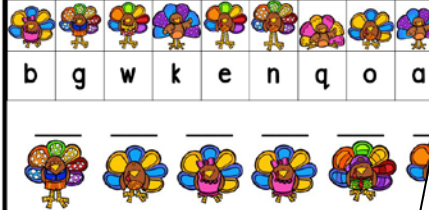


Click the owl button to check your answer.




Use the code. What's the secret word?

23



Click the turkey button to check your answer.

I am smiling.
I have a nose, and my tongue
I have eyebrows.
I do not have my eyes closed.
Who am I?



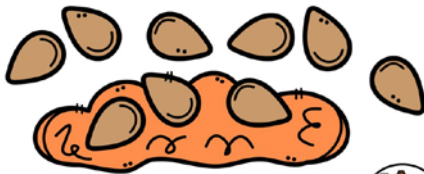
Nelly is at the pumpkin patch.
She wants to pick the pumpkin that is
before the striped pumpkin and after the
tallest pumpkin. The pumpkin she picks has a
long stem. Which pumpkin does Nelly pick?

6



The answer is 9.
What is the question?

26



After you share your thoughts and ideas, click the button to go back to the home screen.



What monster should



30

I spy with my little eye
a yummy little squash
that's baked in a pie.
What am I?



What did the
pumpkin say to
the scarecrow?

(YOU make up the
punchline, or answer, to
this joke, and share it
with a friend!)



After you share your thoughts and ideas, click the button to go back to the home screen.

apple is to cider
as
pumpkin is to _____



stem



seeds



pie

Create a short and silly story using the three
pictures below. Use the words first, next, and
last when telling your story. Orally share your
story with friends!

25

First

Next

Last



After you share your thoughts and ideas, click the button to go back to the home screen.



Three bats went to a harvest party.
One bat brought something to the
party. One bat dressed up for the
party. One bat did tricks on a tree
ranch at the party. The bat that
brought something wrote a thank you
note to the chef. Which bat *didn't* go to
the harvest party?

21



SAMPLE PICTURES FOR DECEMBER:

Find three differences.



How many words can you make out of the letters in this word:

REINDEER



Each friend chose a tree to Bob picked out the tree with Lisa picked out the tree with a garland on it. Annie picked a tree that does not have a tree skirt under it. It has a yellow star on top. Which tree did Annie pick?



Benji bought three ornaments. Then he dropped one. Oops! The two ornaments he has left have white paint on them. One has yellow on it. The other has pink on it. One has a yellow cap, and one has a gray cap. Which ornament did he drop?



A



B



C

3

Study the facts. (Hint: There is a pattern to them!) Based on the pattern, what number should the next piece of candy be? Write your work.



26



3

I'm made of bright colors. I'm a treat you can't cook. I'm striped, I'm sweet, and I'm shaped like a hook! Who am I?

27



A



B



C



Your grandma baked a gingerbread cookie. When she opened the oven, the cookie came to life and ran out the door! What do you do next?

6

Kwanzaa is a celebration of African and African-American culture. It lasts for seven days and celebrates unity, community, family, and heritage.

29



Why is your community important? Talk about it with a friend.

After you share your thoughts and ideas, click the button to go back to the home screen.



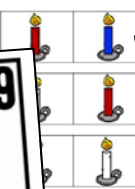
First Next



After you share your stories, click the button to go back to the home screen.



Which candle belongs in the last row?



I have antlers and a big shiny nose. My nose is the color of a red, red rose. My ears are open, and my smile is wide. My eyebrows are gone! Are they trying to hide? Who am I?



20

I have blonde hair and a smile. I have a flower on me. I have more than four green leaves. I have three blue circles. I have less than seven green leaves. Which Russian nesting doll am I?



A



B



C

"Knock, knock."
"Who's there?"
"Snow."
"Snow who?"



(YOU make up the punchline, or answer, to this joke, and share it with a friend!)

After you share your thoughts and ideas, click the button to go back to the home screen.

playing Dreidel. Brian brought twelve coins. Eliana brought the amount Brian brought. Then she spins and gets two more. How many coins does Eliana have now?



6






7



8

SAMPLE PICTURES FOR JANUARY:

Brrr! It's cold outside!
My nose is cold, but my smile is wide.
I'm ready to play, sing, and give cheers
I'm thankful my headpiece is covering my
ears. Who am I?






A
B
C

Find three differences. 7




Click the button to go back to the home screen.


I'm a little snowflake.
I have a big nose.
I have six sides, and my eyes are
closed. I have little eyebrows, and
my mouth is closed, too. Today I'm
grumpy, and I'm scowling at you!
Who am I?



How many words can you make out of
the letters in this word:

SNOWFLAKE

After you share your thoughts and ideas, click
the button to go back to the home screen.




Polar Bear went skating.
Skating was not easy.
It was hard to be on the ice and trip
and fell to the ground.
My friend helped me up.
How does it feel?
Share your ideas.


glum worried

The answer is seven fish. 4
What is the question?

Use the picture below to create your story problem or question.



After you share your thoughts and ideas, click
the button to go back to the home screen.



Pretend that you are
stuck in a snow globe.
Oh, no! What is inside
of the snow globe with
you? What will you do
all day? Use complete
sentences when you
share your story.



I am a bird, but I cannot fly.
I lay eggs, but I am not a chicken.
I eat fish, but I am not a seagull.
What am I?

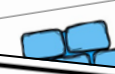




Click the moose button

Which snowflake belongs in the last row?

hot is to fire
as
cold is to _____

freezing

Create a short story using the three pictures
below. Use the words first, next, and last
telling your story. Orally share your story with
friends!

First



Next



Last



After you share your thoughts and ideas, click
the button to go back to the home screen.

Which fact does NOT belong in the set?
Why? Click the
fact to check
your answer.

5+3

2+6






4+4

2+7

1+7

Which fact does NOT belong in the set?

11-2	2+7
6+3	12-4
4+5	

11-2
2+7
6+3
4+5
12-4

de. What's the secret word?

					
t	s	w	o	e	n






Click the button to check your answer.



SAMPLE PICTURES FOR FEBRUARY:

My whiskers are long. My smile is wide.
If I see my shadow, I'll run and hide!
I'm holding an object,
And I want you to know,
It teaches me all about flowers that grow



A




B



C

Create a story using the pictures below the words first, next, then, and last. Orally share your story with a friend. Remember to speak in complete sentences.


First Next Then



After you share your thoughts and ideas, click the button to go back to the home screen.



Find four differences.



5

One of these groundhogs
Came up from the ground.
It saw a big shadow and heard a g
It's dressed up with care, with a bo
It's after Mr. Bob
And right before Rob.
Who is it?



Lin's game piece is four spaces behind Tony's game piece. Sara's game piece is three spaces behind Lin's game piece. Tony is winning the game. Whose game piece is red?



17



Lin



Sara



Tony

Create and share a short and silly story about this dog! Give it a name. Remember to use complete sentences when you share your story! Be creative and have fun!



28

The answer is 16.
What is the question?

20

Use the picture below to create your story problem or question.



After you share your thoughts and ideas, click the button to go back to the home screen.



How many words can you make out of the letters in this word:

FRIENDSHIP

19


After you share your thoughts and ideas, click the button to go back to the home screen.



piece of plate does not
g in
Click
check yo

8

Study the words in the jar. They all have something in common. What are two more words that would belong in this set? Why?



toothpaste is to toothbrush
as
hat is to _____



head



mittens

teach someone how to brush teeth! Use the pictures and the words to help you. Remember to complete sentences!

First Next Then



After you share your thoughts and ideas, click the button to go back to the home screen.



$$\text{candy} + \text{candy} + \text{heart} = 8$$

$$\text{heart} + \text{heart} + \text{candy} = 10$$

How many is worth?



2


3

4

4

de. What's the secret word?

y k v d s i c



in to check your answer.



16

SAMPLE PICTURES FOR MARCH:

Twinkle, twinkle, little star
I wonder which of these three you are.
You have a smile that's big and wide
The purple that's on you is hard to hide.
Before I fall asleep in bed,
Can I borrow the hat that is on your head?

Find five differences. 2

Recite "The Itsy Bitsy Spider" with your class. Then study the following pictures. Which of the pictures shows the solution to the spider's problem? Why?

29

How many words can you make out of the letters in this word:

DICTIONARY

After you share your thoughts and ideas, click the button to go back to the home screen.

Teach someone how to make a pizza! 30

Use the pictures and the transition words to help you. Remember to speak in complete sentences!

First Next

After you share your thoughts and ideas, click the button to go back to the home screen.

I'm very important to your body.
I tell it what to do.
I send and receive messages.
I love when I help you learn something new!
What am I?

28

12-5
13-8
11-4

The answer is 6. 20

What is the question?

Use the picture below to create your story problem or question.

After you share your thoughts and ideas, click the button to go back to the home screen.

23

Create a short story using the three pictures below. Use the words first, next, and last when telling your story. Orally share your story with friends. Remember to give your story a title!

First Next Last

8

I caught a little leprechaun.
His face was filled with joy.
His smile was slanted to the side.
His eyes weren't shut, but open wide!
He wondered, "Will he talk to me?
Does he have a tongue?"
Who could not see.
Which leprechaun did I catch?

pencil is to write
as
book is to

librarian reader

Click the button to check your answer.

19

Which cupcake belongs in the last row?

24

+ + = 12




+ + = 10

Why is worth?



2 8

SAMPLE PICTURES FOR APRIL:

"Oh, no!" Flutter said. She fell again. It was the third time she had fallen during her flying lesson. Last week, she had hurt one of her wings, and it had not healed yet. Flutter stomped her foot and crossed her arms, and let out a loud sigh. How does Flutter feel? Be sure to share with your friend.


		
sad	cheerful	disappointed

Find four differences.


	
---	---

I'm an insect that crawls. I can't fly today. Soon I'll have wings. I will flutter and play! What am I?

Anna is recycling. Two of the items can go in the same recycling bin. The items that do not belong go in a separate recycling bin. Which item below does NOT belong?





I USED TO BE A TOILET PAPER TUBE, BUT NOW I'M A...?




How could you reuse a toilet paper tube? Be creative! A napkin ring is one idea. What else can you think of?

ground is to potatoes as tree is to _____

	
carrots	oranges

The answer is 10. What is the question?



Use the picture below to create your story problem or question.





After you share your thoughts and ideas, click the button to go back to the home screen.

28








How many words can you make out of the letters B U T T E R F L Y







2

I'm in front of the gloomy bug. I'm behind the surprised bug. My antennae are curly. I'm joyful and glad. I'm sitting right next to a pal who is sad.

			
G	C	D	E






Use the code. What's the secret word?

						
p	r	g	n	a	s	e

					
--	---	---	---	---	---

Click the button to check your answer.





I cannot swim, and I cannot fly. I swing from branches, my, oh, my! The weather is humid. The weather is hot. Which habitat do I live in? Click on the picture, and give it a shot!

				
rainforest	desert	polar	ocean	wetlands

15


Teach someone how to plant a flower. Use the pictures and the transition words to help you. Remember to speak in complete sentences!

First Next Then Last

			
--	---	---	---

22

Today is Earth Day! These children are helping take care of the earth. Which of the following actions would YOU take to take care of the earth and why?





After you share your thoughts and ideas, click the button to go back to the home screen.

8

4 + 8 = 12

8 - 6 = 2

How many flowers are worth?

	
4	5

SAMPLE PICTURES FOR MAY:

Frozen Francie woke up late. She burned her breakfast and broke a plate. She ran to the park to meet her friend Kate. No one was there! Kate missed her playdate. Frozen Francie ran and fell. She stomped her foot and started to yell. What is Frozen Francie's big emotion in the story? How do you know?




The answer is 15.
What is the question?

Use the picture below to create your story problem or question.



After you share your thoughts and ideas, click the button to go back to the home screen.

What is the lightning bug saying? What is the fly thinking? Create the dialogue and the thoughts between these two insects. Be creative and use complete sentences.



After you share your thoughts and ideas, click the button to go back to the home screen.

I live in the ocean. I protect myself from that try to harm me! My poison can cause anything that comes near. I may look cute at first glance, but I can blow up to cause fear! Who am I?



lobster



octopus



pufferfish

Why? Click the lemon to check your answer.



9-4



7-3



12-7

Find four differences.



Teach someone how to make a word. Use the pictures and the transition words to help you. Remember to use complete sentences!

First Next Then



How many letters are in this word?

SUNFLOWER

pool is to swim
as
tent is to _____



campground



pitch



sleep

Mrs. Sweet is baking a treat. She has icing on top. It is delicious to eat! It has no wrapper that you need to throw away. You can eat it tomorrow. It won't melt today! It's covered with sprinkles of yellow, white, and blue. It's perfect for breakfast. Do you love treats, too? What treat is Mrs. Sweet baking?



donut



Which one comes next?

Joy the Pineapple is standing in line. She is standing after the frustrated pineapple and before the surprised pineapple. Joy is standing two pineapples in front of her friend Tart. Tart is really stressed out because he just heard the words "fruit salad". Where is Joy standing?



Watermelon is to sweet
as
lemon is to _____



fruit



tart

IDEAS FOR USE

- morning circle
- before dismissal
- before or after lunch
- as an “exit” challenge each day
- as a “wake-up” challenge each day
- centers
- computer time
- transitions
- a warm-up or exit for small groups



ABOUT THIS RESOURCE

Thank you for choosing the Daily Dendrite Challenge! This is a fully digital and paperless resource for primary critical thinkers. Our students are not born with the ability to think critically. As educators, we must foster this type of thinking with the experiences, activities, discussions, and instruction we provide to our students. This resource was designed as a fun and engaging way for students to practice thinking creatively and critically. Furthermore, problem-solving, persistence, and an ability to see situations from different viewpoints are essential skills students need to develop.

The brain teasers provided in each month's Daily Dendrite Challenge vary from day to day. These teasers were created to help your students practice thinking critically, logically, creatively, and "out-of-the-box!" At times, you, as the educator, may need to provide assistance or facilitation in completing the brain teaser. You may also wish to provide a "think-aloud" to help students comprehend or work their way through the brain teaser. How much assistance you provide your students should be at your own discretion. The degree of assistance provided by the teacher may depend upon the grade level, classroom, students, goals, uses, time of the year, and individual needs.

Each month is designed around a theme, season, or holiday. In the future, additional Dendrite Challenges that are more general and not seasonal may be created by the author. However, at this time, the monthly resources are not editable or available for customization unless in the event of a technical error by the author. Thank you for your understanding. We hope you enjoy this critical thinking resource!

WHAT YOU NEED

To use the slideshow file, you will need a device that has Microsoft PowerPoint installed. The PDF file can also be used, as it contains clickable links. Sometimes, the text formatting can appear to be “off” when the slideshow file is used on a Mac. If this should happen, simply use the PDF file on your Mac device. The PDF file will work in the same way the slideshow does. As with all digital resources, you will want to ensure your computer and your Adobe is up-to-date.

Due to the digital nature of this resource, there is no worksheet or printable provided with this resource. If you wish to have your students show their work or thinking, I recommend having the students use individual whiteboards with a dry-erase marker. You could also have the students record their thinking into journals, notebooks, or on blank paper. An example of a brain teaser that you will want students to have workspace for is shown below. You can see that there could be multiple, open-ended answers for this brain teaser.



















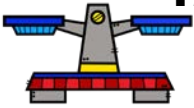













DO YOU WANT TO TRY IT OUT FIRST?

On the next page, try out THREE daily dendrite challenges for FREE using this clickable PDF preview file. Simply click on the pictures the arrows are pointing to. Are you ready to use your brain and grow some dendrites?! Head to the next page and let's get started!



As you learn, dendrites grow so that neurons in your brain can make connections. When you challenge your brain by thinking hard to solve a problem, you are growing dendrites!

SEPTEMBER DAILY DENDRITE CHALLENGE


 1	 2	 3	 4	 5	 6	 7
 8	 9	 10	 11	 12	 13	 14
 15	 16	 17	 18	 19	 20	 21
 22	 23	 24	 25	 26	 27	 28
 29	 30	<p>It's okay to not know, but it's not okay to not try.</p>				



Credits & TOU


I USED TO BE A POPSICLE STICK, BUT NOW I'M A...?

6




How could you reuse a popsicle stick? Be creative! A pointer for reading is one idea. What else can you think of?

After you share your thoughts and ideas, click the button to go back to the home screen.



Which addition fact does not belong in this set? Why? Click the apple to check your answer.



$$4+4$$



$$5+3$$



$$7+2$$


Try again!

Click the picture below to go back to today's daily dendrite challenge.

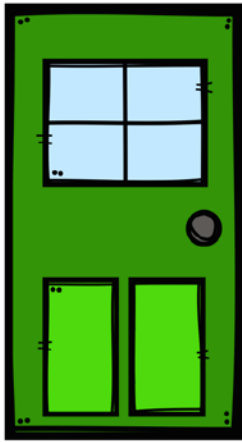


You are correct!
 $7+2$ is the only fact that does not
have a sum of 8. $7+2=9$

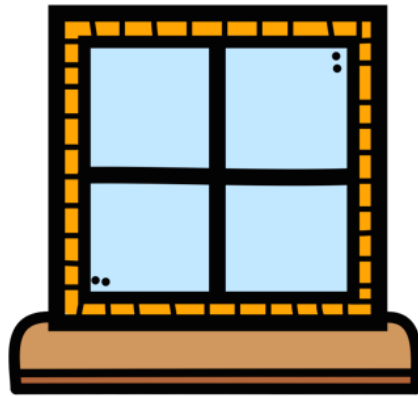
Way to go! You used your brain power!
Click the picture below to go to the home screen.




circle is to steering wheel
as
square is to _____



door



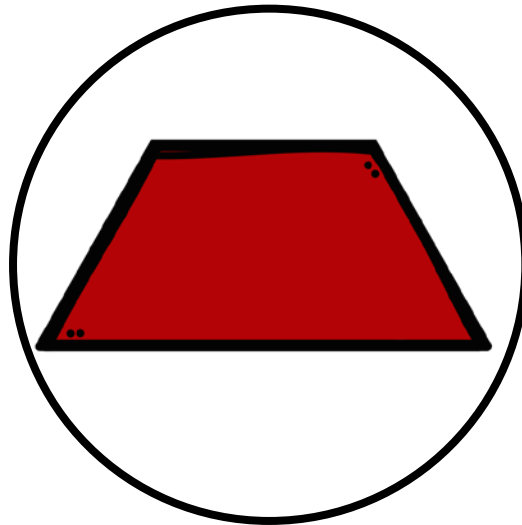
window



roof


Try again!

Click the picture below to go back to today's daily dendrite challenge.



You are correct!

Way to go! You used your brain power!
Click the picture below to go to the home screen.



CLIP ART & FONT CREDITS:

This resource would not be made possible without the wonderful clip art and font artists featured below. Visit an artist's shop by clicking on his or her logo below.



EXTENDED LICENSE #10170



Stock photography: www.shutterstock.com

Click here to read
additional information
for the teacher.



THANK YOU



for choosing a Miss DeCarbo™ educational resource



CONNECT WITH ME



TERMS OF USE:



Licensing Terms: This download includes a license for one educator only for personal use in his or her classroom. *Licenses are non-transferable, meaning they cannot be passed on from one teacher to another.* If you want to use this as a grade level, share it with a colleague, or use it with a school or district, *the proper number of additional licenses must be purchased.* You can purchase additional licenses at a discount in your My Purchases page when you are logged into your Teachers Pay Teachers account. If you are a coach, administrator, or curriculum director interested in transferable licenses to accommodate yearly staff changes, contact me for a quote at christina@missdecarbo.com.

Copyright Terms: *Every page of this document is copyrighted.* This resource may not be uploaded to the internet in any form, including classroom/personal websites or blogs, and district or shared servers that those who did not purchase an additional license could access. Uploading the file to the internet is a direct violation of copyright.