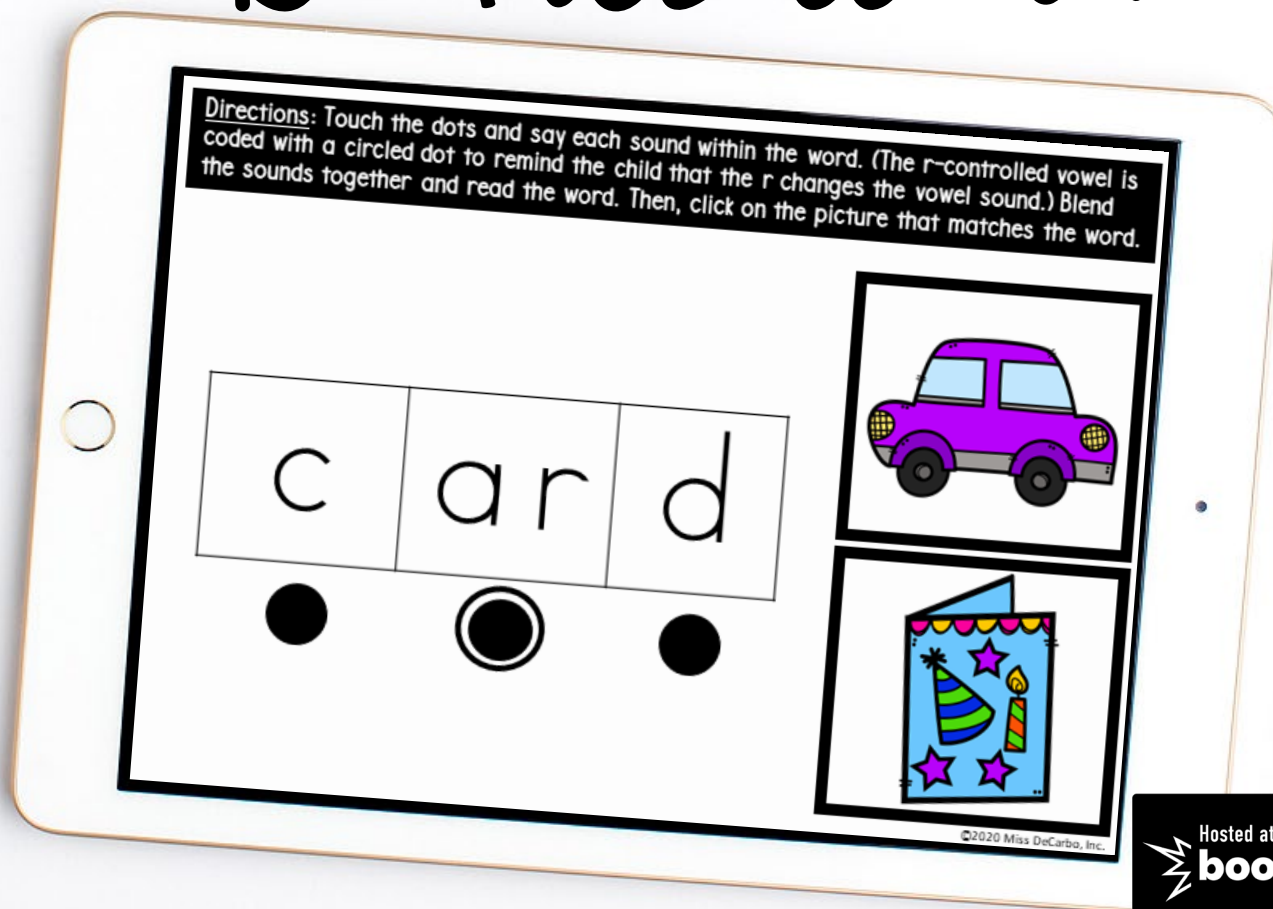


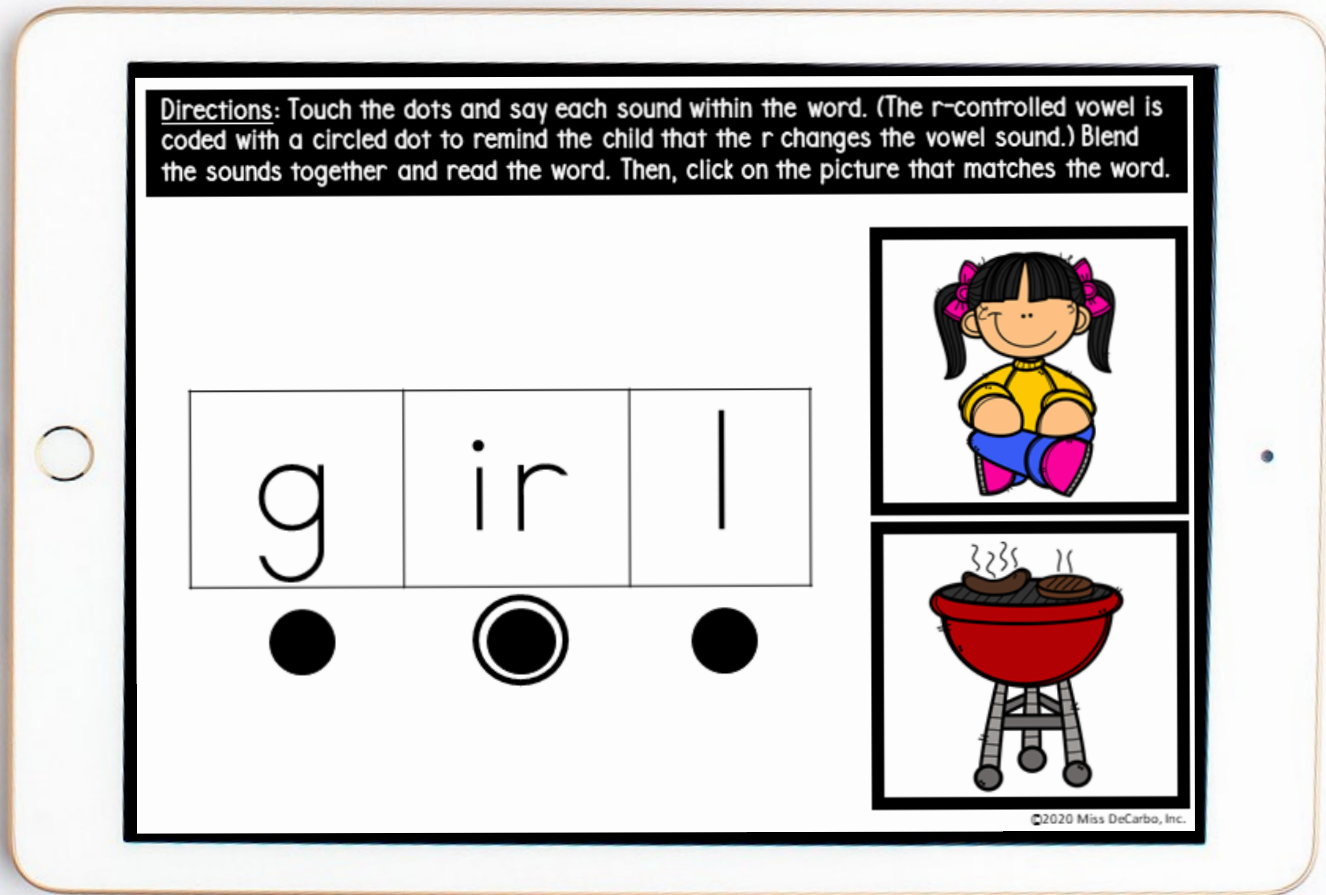
# NO PREP READING INTERVENTION BOOM CARDS™

## *r-controlled vowels*



Hosted at  
**boom**learning

# CLICK THE PICTURE BELOW TO PLAY A PREVIEW OF THESE BOOM CARDS™



try it before you buy it!

You may be eligible for a free trial from Boom Learning! Read here for details: <http://bit.ly/BoomTrial>. If you choose not to stay on a premium account after your free trial, you will still be able to assign all your Boom Cards to as many students as you see fit using Fast Play pins (which give instant feedback for decks that are self-grading).

# WHAT IS INCLUDED?

This Boom deck contains 25 task cards to practice decoding and reading words with r-controlled vowels!

Directions: Touch the dots and say each sound within the word. (The r-controlled vowel is coded with a circled dot to remind the child that the r changes the vowel sound.) Blend the sounds together and read the word. Then, click on the picture that matches the word.

shark

shirt

Directions: Touch the dots and say each sound within the word. (The r-controlled vowel is coded with a circled dot to remind the child that the r changes the vowel sound.) Blend the sounds together and read the word. Then, click on the picture that matches the word.

storm

rose

Directions: Touch the dots and say each sound within the word. (The r-controlled vowel is coded with a circled dot to remind the child that the r changes the vowel sound.) Blend the sounds together and read the word. Then, click on the picture that matches the word.

yard

house

Directions: Touch the dots and say each sound within the word. (The r-controlled vowel is coded with a circled dot to remind the child that the r changes the vowel sound.) Blend the sounds together and read the word. Then, click on the picture that matches the word.

barn

barn

Directions: Touch the dots and say each sound within the word. (The r-controlled vowel is coded with a circled dot to remind the child that the r changes the vowel sound.) Blend the sounds together and read the word. Then, click on the picture that matches the word.

herd

herd

Directions: Touch the dots and say each sound within the word. (The r-controlled vowel is coded with a circled dot to remind the child that the r changes the vowel sound.) Blend the sounds together and read the word. Then, click on the picture that matches the word.

serve

stork

Directions: Touch the dots and say each sound within the word. (The r-controlled vowel is coded with a circled dot to remind the child that the r changes the vowel sound.) Blend the sounds together and read the word. Then, click on the picture that matches the word.

car

car

Directions: Touch the dots and say each sound within the word. (The r-controlled vowel is coded with a circled dot to remind the child that the r changes the vowel sound.) Blend the sounds together and read the word. Then, click on the picture that matches the word.

fur

fur

Directions: Touch the dots and say each sound within the word. (The r-controlled vowel is coded with a circled dot to remind the child that the r changes the vowel sound.) Blend the sounds together and read the word. Then, click on the picture that matches the word.

skirt

skirt

Directions: Touch the dots and say each sound within the word. (The r-controlled vowel is coded with a circled dot to remind the child that the r changes the vowel sound.) Blend the sounds together and read the word. Then, click on the picture that matches the word.

curly

curly

Directions: Touch the dots and say each sound within the word. (The r-controlled vowel is coded with a circled dot to remind the child that the r changes the vowel sound.) Blend the sounds together and read the word. Then, click on the picture that matches the word.

bird


bird

MISS DECARBO

# WHY USE BOOM CARDS™ ?



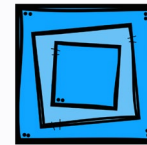
No-Prep



Engaging




Interactive



Self-Checking



Digital




Access from Home

## NEW TO BOOM CARDS™ ?

To use Boom Cards™, you **must** be connected to the Internet. Boom Cards™ play on modern browsers, such as Chrome, Safari, Firefox, and Edge. The free app is available for Android, iPads, iPhones, and Kindle Fires.

**CLICK HERE** to learn how to use your **FREE** Boom Learning™ Account!





# ABOUT MISS DECARBO

Christina DeCarbo-Wagers is an elementary teacher from Northeast Ohio. She holds a Bachelor's degree in Early Childhood Education, a Master's degree in Elementary Literacy, and a specialized K-12 reading endorsement. Christina has experience in instructional consulting, literacy coaching, and professional development services. Over the course of her career, she has presented literacy workshops and professional development sessions for Staff Development of Educators, ASCD, and state and local educational conferences. Christina has also provided extensive services and trainings for school districts and educational service centers across the state of Ohio.

Christina is passionate about helping students reach their greatest potential as readers and writers. Her engaging resources are based on developmentally-appropriate research and are founded in the importance of critical thinking, creativity, and problem-solving skills for young learners. Her educational company, Miss DeCarbo, Inc., was founded in 2012 and provides educators with curriculum, ideas, research-based advice, and inspiration. You can learn more about Miss DeCarbo by visiting her website, [www.missdecarbo.com](http://www.missdecarbo.com).



# CLIP ART & FONT CREDITS:

