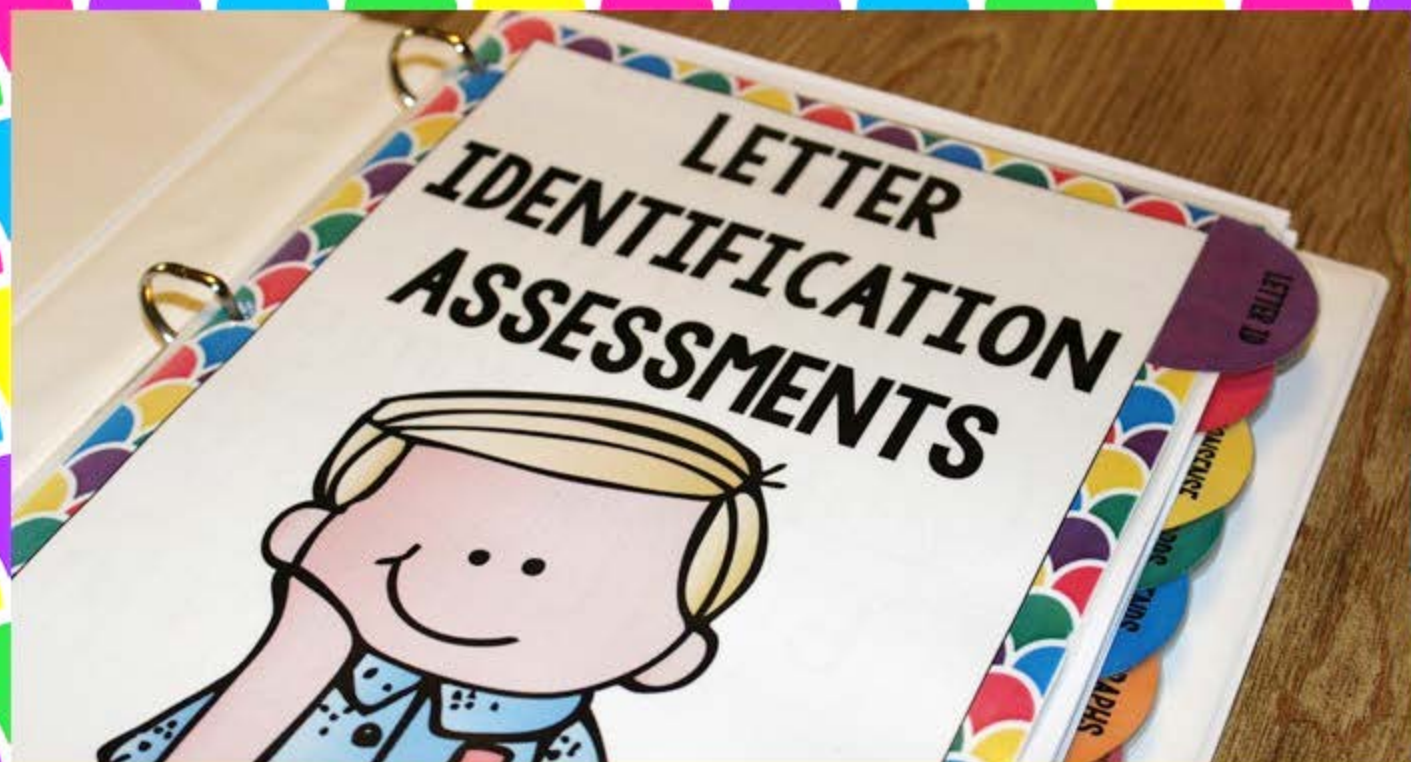


NO PREP ASSESSMENT BINDER

by Miss DeCarbo™



ELA EDITION



NO PREP: Just Print & Assess!



WHAT'S INCLUDED?



This assessment binder covers 12 essential decoding/phonics skills!



Three student-friendly assessments per skill!



Simple Progress Reports for each assessment.



Editable Class Recording Sheet for each skill. Keep track of who you have assessed, or record student scores to quickly track who needs intervention.



Editable Student Tracking Sheet to record all of the student's scores from each assessment on one form. Great for conferences and meetings!

IDEAS FOR USE:



Quick Checks



Report Cards



RTI Meetings



Conferences



Drive Instructional Decisions



K-2 Readers



Intervention Students

MULTISYLLABIC WORDS

monster

itself

dinner

velvet

piapen

submit

Three Assessments Per Skill

2

MULTISYLLABIC WORDS #2

Directions: The child will read aloud the following multisyllabic words. Cross out any individual sounds the child incorrectly reads. These errors can be used to guide future instructional decisions for the student.

monster

itself

dinner

velvet

Coordinating Progress Reports

hamster


dentist

PROGRESS REPORT FOR _____

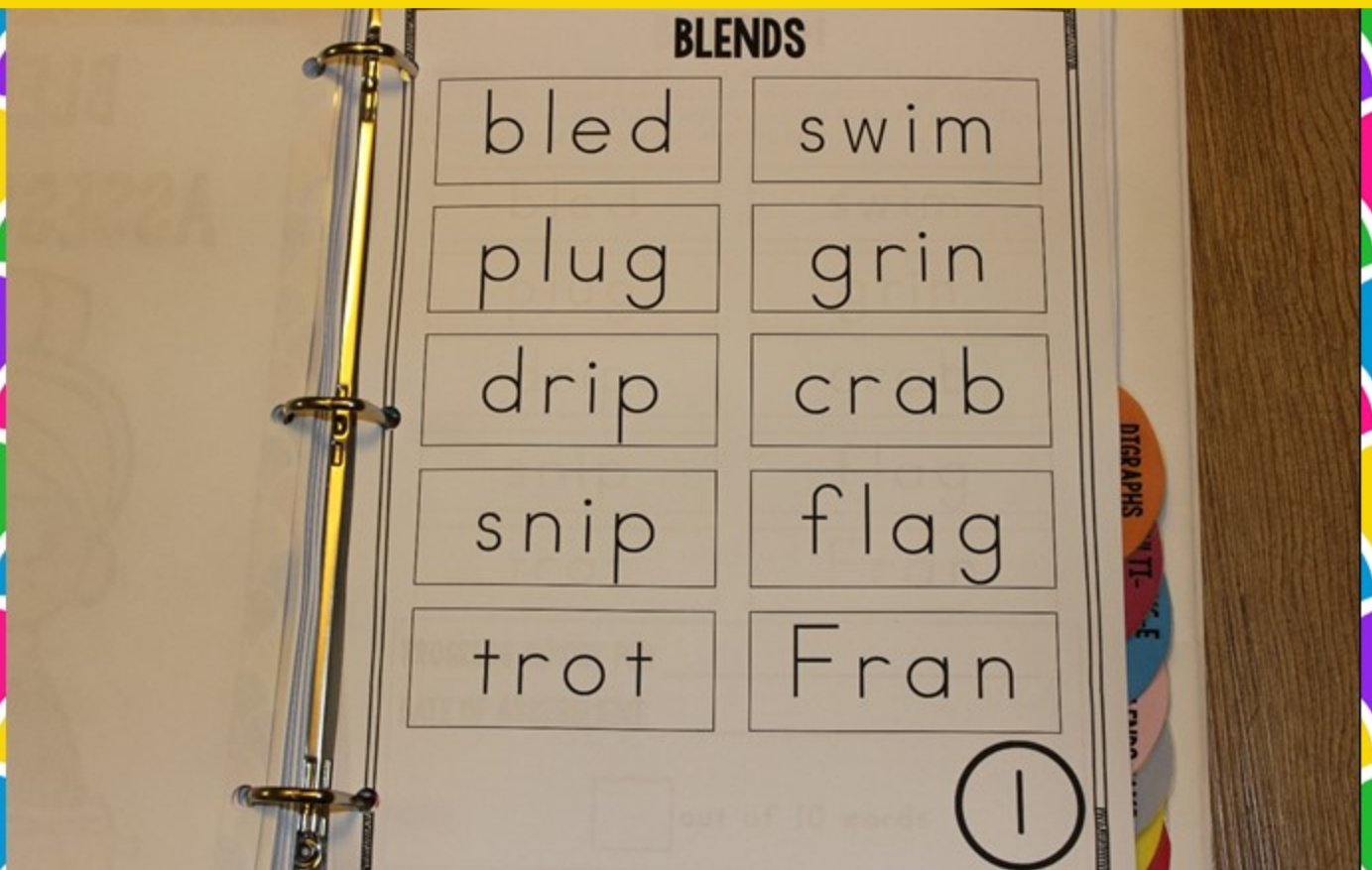
DATE OF ASSESSMENT _____



out of 10 words




Easy for Aides & Volunteers, too!





Covers 12 Essential Phonics Skills



CLICKABLE TABLE OF CONTENTS:

Convenience At Your Fingertips!

**LETTER
IDENTIFICATION
ASSESSMENTS**



**LETTER SOUND
ASSESSMENTS**



**NONSENSE WORD
ASSESSMENTS**



**CVC WORD
ASSESSMENTS**



**BLENDS
ASSESSMENTS**



**DIGRAPH
ASSESSMENTS**



**MULTISYLLABIC
ASSESSMENTS**



**CVC-E
ASSESSMENTS**



**CVC-E, DIGRAPHS,
AND BLENDS
ASSESSMENTS**



**VOWEL TEAMS
ASSESSMENTS**



**DIPHTHONGS
ASSESSMENTS**



**R-CONTROLLED
VOWEL
ASSESSMENTS**



USING THE EDITABLE CLASS CHARTS

An editable Class Recording Sheet for each of the 12 skills is included in the PowerPoint in the zip folder. Teachers can use these as checklists or record the scores for each assessment on the class chart for your records. Then, highlight the scores that show a need for further instruction! Simply type or write in the tables provided.

CVC WORDS

| STUDENT NAMES | #1 | #2 | #3 |
|---------------|----|----|----|
| Amanda | 10 | 10 | 10 |
| Bill | 10 | 10 | 9 |
| Brittany | 9 | 10 | 10 |
| Bryce | 10 | 9 | 10 |
| Caty | 6 | 7 | 9 |
| Chelsea | 8 | 9 | 9 |
| Daniel | 4 | 3 | 4 |
| Debbie | 10 | 10 | 10 |
| Isaac | 8 | 8 | 10 |
| Nick B. | 9 | 10 | 9 |
| Nicholas G. | 5 | 5 | 7 |
| Maddie | | | |

USING THE EDITABLE STUDENT TRACKING PAGE

Included within the zip folder of this download is an editable Student Tracking Sheet. Use this page to check off which assessments you have given the child, or record the child's scores for ALL assessments within this pack. You can quickly glance and see which skills the child has mastered, and which areas need additional intervention. Simply type or write in the tables provided.

STUDENT TRACKING SHEET

Name: Caity

Teacher: Miss DeCarbo Grade: 1

| Assessment | #1 | #2 | #3 |
|----------------------|----|----|----|
| Letter ID: Lowercase | 26 | 26 | 26 |
| Letter ID: Capital | 26 | 26 | 26 |
| Letter Sounds | 23 | 25 | 25 |
| Nonsense Words | 6 | 5 | 7 |
| CVC Words | 9 | 10 | 10 |
| Blends | | | |
| Digraphs | | | |


LETTER IDENTIFICATION: LOWERCASE

| | | | | | | | |
|---|---|---|---|---|---|---|---|
| t | o | g | u | k | e | s | c |
|---|---|---|---|---|---|---|---|

| | | | | | | | |
|---|---|---|---|---|---|---|---|
| p | m | w | a | y | q | h | l |
|---|---|---|---|---|---|---|---|

| | | | | | | | |
|---|---|---|---|---|---|---|---|
| b | z | f | v | j | x | d | r |
|---|---|---|---|---|---|---|---|

| | |
|---|---|
| n | i |
|---|---|



LETTER IDENTIFICATION: LOWERCASE #1

Directions: The child will point and name each letter.
Cross out any letter the child incorrectly names.

| | | | | | | | |
|---|---|---|---|---|---|---|---|
| t | o | g | u | k | e | s | c |
|---|---|---|---|---|---|---|---|

| | | | | | | | |
|---|---|---|---|---|---|---|---|
| p | m | w | a | y | q | h | l |
|---|---|---|---|---|---|---|---|

| | | | | | | | |
|---|---|---|---|---|---|---|---|
| b | z | f | v | j | x | d | r |
|---|---|---|---|---|---|---|---|

| | |
|---|---|
| n | i |
|---|---|

PROGRESS REPORT FOR _____
DATE OF ASSESSMENT _____

The student identified out of 26 letters.

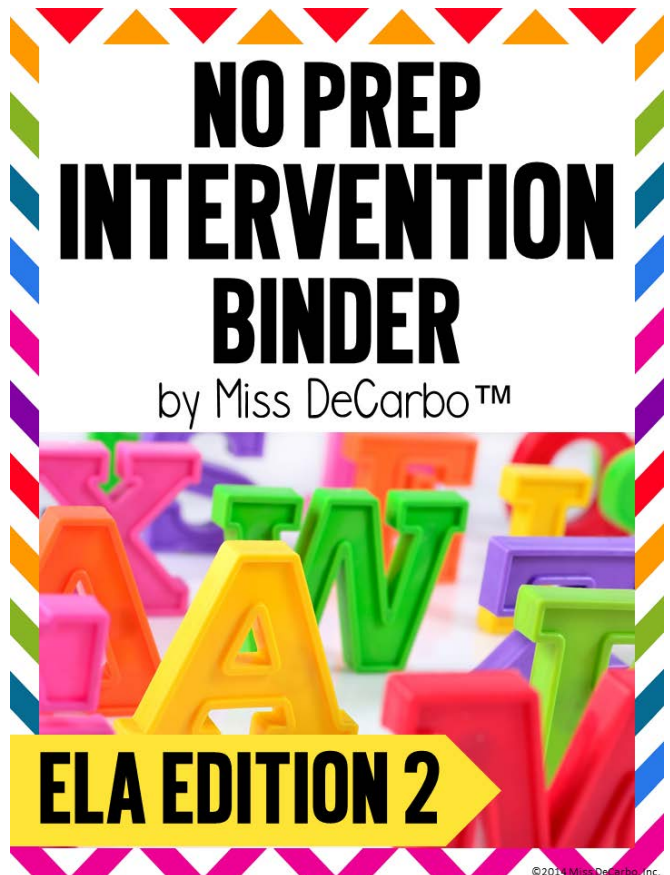
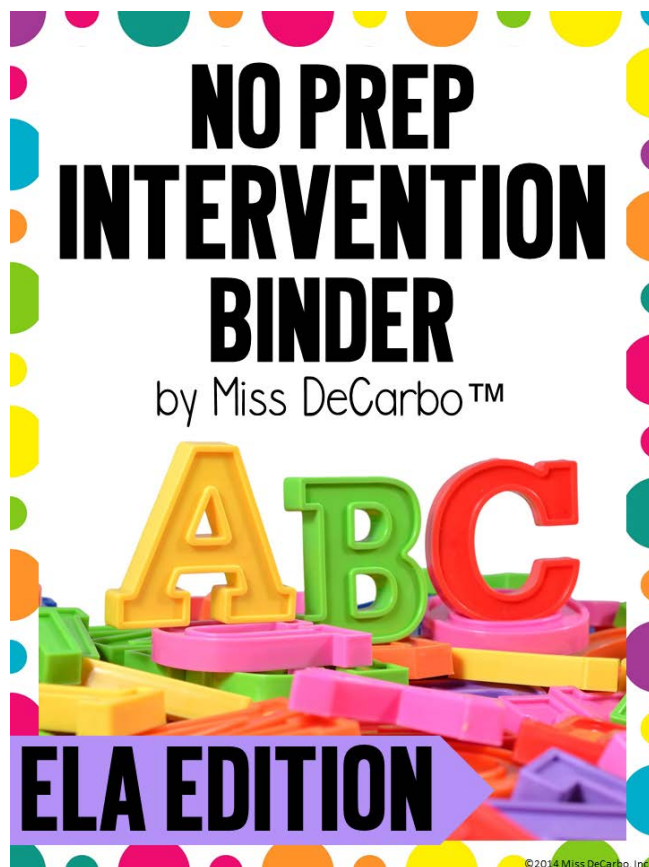
Continue to work on the following circled letters:

| | | | | | | | |
|---|---|---|---|---|---|---|---|
| a | b | c | d | e | f | g | h |
| i | j | k | l | m | n | o | p |
| q | r | s | t | u | v | w | x |
| y | z | | | | | | |

WHAT'S NEXT?

Use your assessments to drive your instructional decisions! Students who struggle on a specific skill will benefit from intervention and additional practice in that skill.

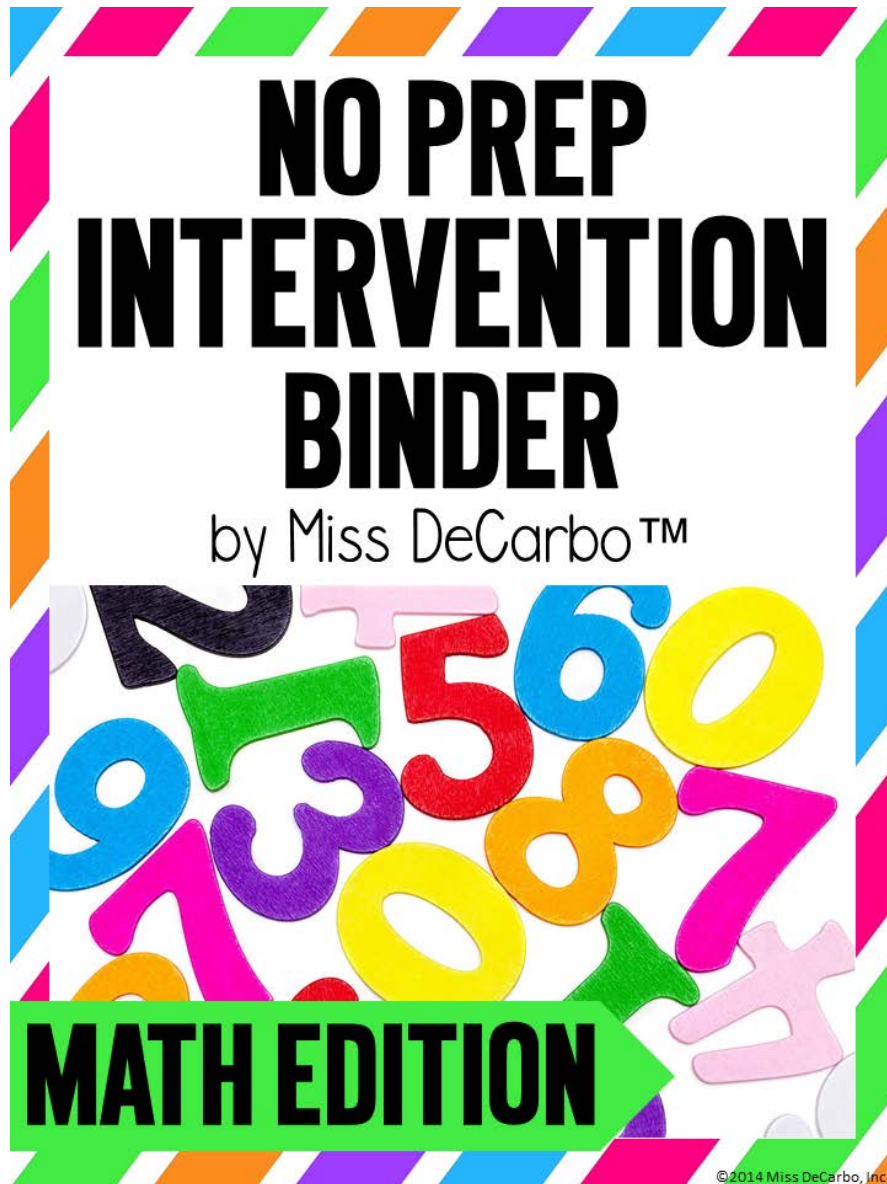
These assessments coordinate perfectly with my [No Prep Intervention Binder: ELA Edition!](#) Click the photos below to check them out in my store! Intervention at your fingertips!



LOOKING FOR MATH?

If you love my No Prep Intervention Binders for ELA, you will love my No Prep Intervention Binder: Math Edition!

Just click [HERE](#) or on the picture below:



Thank you for purchasing this learning pack!



visit my blog for additional ideas and freebies! 😊

www.missdecarbo.com

Happy Learning,

Christina DeCarbo

©2015 Miss DeCarbo, Inc. All Rights Reserved.

Purchase of this download is for one *personal classroom use only*. If you wish to share this file with a co-worker or any other person, an additional license is required. Additional licenses are available in my TpT shop at half price. Duplication or sharing with other classrooms, co-workers, an entire school system, or posting this on any website or blog violates copyright law. Additional licenses to share with other teachers are available at half price. **You do not have the right to post this file on your blog, website, district website/server, or anywhere online at any time, under any circumstance.**

Thank you for understanding. 😊

Clip Art & Font Credits:

Visit Each Artist's Shop By Clicking On The Buttons Below:

