


Name _____ Date _____

let's make words!

Directions: Cut out the letters below. Use the letters to make as many words as you can. Write the words in the box. Hint: The "secret" word uses all of the letters!



The secret word is: _____

u	s	m	c	i
---	---	---	---	---

© 2012 created by christina decarbo


Use word cards as a reference for your students as the "secret word"

parade
holiday
fiesta
mexico
music

Name _____ Date _____

let's make words!

Directions: Cut out the letters below. Use the letters to make as many words as you can. Write the words in the box. Hint: The "secret" word uses all of the letters!



The secret word is: _____


a	r	a	p	e	d
---	---	---	---	---	---

© 2012 created by christina decarbo

Name _____ Date _____

let's make words!

Directions: Cut out the letters below. Use the letters to make as many words as you can. Write the words in the box. Hint: The "secret" word uses all of the letters!



The secret word is: _____


x	e	m	c	o	i
---	---	---	---	---	---

© 2012 created by christina decarbo

Name _____ Date _____

let's make words!

Directions: Cut out the letters below. Use the letters to make as many words as you can. Write the words in the box. Hint: The "secret" word uses all of the letters!



The secret word is: _____


e	i	f	+	s	a
---	---	---	---	---	---

© 2012 created by christina decarbo

Name _____ Date _____

let's make words!

Directions: Cut out the letters below. Use the letters to make as many words as you can. Write the words in the box. Hint: The "secret" word uses all of the letters!



The secret word is: _____

d	h	o	l	a	i	y
---	---	---	---	---	---	---

© 2012 created by christina decarbo