

MAY READ & INFER

THE END OF YEAR MIX-UP

A Lunch Bunch Club Inference Series



ABOUT MISS DECARBO

Christina DeCarbo-Wagers is an elementary teacher from Northeast Ohio. She holds a Bachelor's degree in Early Childhood Education, a Master's degree in Elementary Literacy, and a specialized K-12 reading endorsement. Christina has experience in instructional consulting, literacy coaching, and professional development services. Over the course of her career, she has presented literacy workshops and professional development sessions for Staff Development of Educators, ASCD, and state and local educational conferences. Christina has also provided extensive services and trainings for school districts and educational service centers across the state of Ohio.

Christina is passionate about helping students reach their greatest potential as readers and writers. Her engaging resources are based on developmentally-appropriate research and are founded in the importance of critical thinking, creativity, and problem-solving skills for young learners. Her educational company, Miss DeCarbo, Inc., was founded in 2012 and provides educators with curriculum, ideas, research-based advice, and inspiration. You can learn more about Miss DeCarbo by visiting her website, www.missdecarbo.com.



MEET THE LUNCH BUNCH CLUB!

Join Sam, Sara, Mike, Lee, Theo, Wendy, Darcy, and May in this fun inference series! These eight friends love having lunch together at school, but sometimes, things at Kind Elementary School get **MIXED UP!** In each inference pack, your students will help the Lunch Bunch Club solve a big problem by using their own schema and clues from the text to make inferences. Can your students help the Lunch Bunch Club friends by working together to be literacy detectives? With each pack, your students will learn more and more about the members of the Lunch Bunch Club. My hope is that your students come to know these eight characters as “old pals” within your classroom. I just know you and your students will have a blast with this resource! At the same time, they will build important literacy skills as they infer, draw conclusions, make predictions, write about their reading and reasoning, and think critically.

Darcy

Sam

Mike

Wendy

Sara

Lee

Theo

May



CAN YOUR STUDENTS HELP THE LUNCH BUNCH CLUB?

At the end of the school year, each student at Kind Elementary School receives a celebration award at the assembly on the last day of school. The Lunch Bunch Club cannot wait to find out what award Mrs. Hill will give each of them, but there is a BIG problem! The class realizes on the morning of the assembly that Mrs. Hill forgot to write down the students' names on the celebration award certificates. Mrs. Hill and the Lunch Bunch Club is MIXED UP! They need your help! The only thing Mrs. Hill can find is the sweet letters she wrote to give to each student before they leave for summer vacation. Can you help the class by reading Mrs. Hill's letters to figure out which award belongs to each member of the Lunch Bunch Club before the assembly begins? Use your schema and clues from the text to help you infer!

The End of Year Mix-Up

The Lunch Bunch Club kids are so excited for the big end-of-the-year award assembly at Kind Elementary School! Every year, each student in the school receives a celebration award for something special that he or she has worked hard at during the year. Mrs. Hill even wrote a sweet letter to each student to give out with the awards. However, Mrs. Hill and the Lunch Bunch Club discover a BIG problem on the morning of the assembly. Mrs. Hill printed out the celebration awards, but she forgot to write down the students' names on the certificates! Now she doesn't remember what certificate to give to each student. Can you help the Lunch Bunch Club and Mrs. Hill? Read each of Mrs. Hill's student letters carefully. Use your schema (what you already know) and clues from the text to figure out which award belongs to each member of the Lunch Bunch Club before the assembly begins. When you find a match, place the student's picture and name onto the correct celebration award certificate so that Mrs. Hill will know who to pass it out to at the assembly. Good luck!

DIFFERENTIATED RECORDING SHEETS: EXAMPLES

The End of Year Mix-Up: Recording Sheet

Directions: Choose and circle a member of the Lunch Bunch who you think belongs to him or her. Last, draw pictures of the celebration award that you think belongs to him or her. Then write the evidence that helped you make your inference.

Sam Darcy Mike Wendy Sara Theo Lee May

my schema: clues from the text: I infer Sara received this award:

The End of Year Mix-Up: Recording Sheet

Directions: Carefully read each letter that Mrs. Hill wrote. Then use your schema and clues from the text to infer which celebration award belongs to each member of the Lunch Bunch Club. Draw a picture that represents your inference beside each member's name.

Name: _____

Sam Darcy Mike Wendy

that leans on how writing by you is a... Mrs. Hill told Sara that she is a friend. To be a friend, you need to be kind. Taking care of the earth is also a kind thing.

The End of Year Mix-Up: Recording Sheet

Directions: Match each celebration award to the Lunch Bunch member it belongs to. Cut and glue each picture beside the correct student to make your inferences. Then write a clue from the text that helped you infer.

My Inference Evidence

| | | | | |
|----------------|--|------|----------|--------------------------------------|
| AMAZING ARTIST | Sam is creative. He makes beautiful projects. Mrs. Hill wants to see his work in a museum one day. | Sara | KIND | Sara always shows friendly behavior. |
| STORYTELLER | Darcy loves to chat about what she did over the weekend. She always shares her adventures. | Theo | MUSIC | |
| MAGICIAN | Mike is an expert at tens, ones, and regrouping. He taught Sara how to add three-digit numbers. | Lee | CREATIVE | |
| | Wendy has a big... | May | | |

The End of Year Mix-Up: Recording Sheet

Directions: Match each celebration award to the Lunch Bunch member it belongs to. Cut and glue each picture beside the correct student to make your inferences. Then write a clue from the text that helped you infer.

Name: _____

Glue Picture Here: What clue helped you?

| | | | | | |
|-------|----------------|--|------|----------------|--|
| Sam | AMAZING ARTIST | In Sam's letter, Mrs. Hill stated: His work will be in a museum one day. | Sara | KIND CHARACTER | In Sara's letter, Mrs. Hill stated: She takes care of others. |
| Darcy | | In Darcy's letter, Mrs. Hill stated: She loves their... | Theo | | In Theo's letter, Mrs. Hill stated: He leads the class in the... |

RECORDING SHEET EXAMPLES:

Name: _____

The End of Year Mix-Up: Recording Sheet

Directions: Match each celebration award to the Lunch Bunch member it belongs to. Cut and glue each picture beside the correct student.

| | |
|-----------|----------|
| Sam | Sara |
| Darcy | Theo |
| Mike | Lee |
| Wendy | May |

Name: _____

The End of Year Mix-Up: Recording Sheet

Directions: Match each celebration award to the Lunch Bunch member it belongs to. Cut and glue each picture beside the correct student to make your inferences. Then write a clue from the text that helped you infer.

| Glue Picture Here: | What clue helped you? |
|--------------------|--|
| Sam | In Sam's letter, Mrs. Hill stated, "His work will be in a museum one day." |
| Sara | In Sara's letter, Mrs. Hill stated, "She makes care of others." |
| Darcy | In Darcy's letter, Mrs. Hill stated, "She loves their afternoon chaps." |
| Theo | In Theo's letter, Mrs. Hill stated, "He leads the class in the welcome song." |
| Mike | In Mike's letter, Mrs. Hill stated, "Mike taught Sara how to add these dog numbers." |
| Lee | In Lee's letter, Mrs. Hill stated, "He has wonderful ideas." |
| Wendy | In Wendy's letter, Mrs. Hill stated, "She tells the best jokes." |
| May | In May's letter, Mrs. Hill stated, "She takes her inventions and the things she builds." |

Name: _____

The End of Year Mix-Up: Recording Sheet

Directions: Match each celebration award to the Lunch Bunch member it belongs to. Cut and glue each picture beside the correct student. Then write the evidence that helped you make your inference.

| My Inference | Evidence |
|--------------|--|
| Sam | Sara is creative. He makes beautiful projects like this. He likes to work with a paintbrush. |
| Sara | Sara always shares. She makes sure everyone is happy. |
| Darcy | Darcy loves to read. He likes to tell stories to his friends. |
| Theo | Theo is a singer. He leads the class in songs. He plays the guitar. |
| Mike | Mike is an expert at math. He likes to help his friends with their math. |
| Lee | Lee has many ideas. He likes to share his ideas with his friends. |
| Wendy | Wendy has a big heart. He likes to tell jokes. He is a funny friend. |
| May | May has many inventions. He likes to build things. He is an eager engineer. |

Name: _____

The End of Year Mix-Up: Recording Sheet

Directions: Carefully read each letter that Mrs. Hill wrote. Then use your schema and clues from the text to infer which celebration award belongs to each member of the Lunch Bunch Club. Draw a picture that represents your inference beside each member's name.

| | | | |
|----------|-----------|----------|-----------|
| Sam | Darcy | Mike | Wendy |
| Sara | Theo | Lee | May |

Name: _____

The End of Year Mix-Up: Recording Sheet

Directions: Choose and circle a member of the Lunch Bunch Club. Record your inference by drawing a picture of the celebration award that you think belongs to him or her. Last, draw pictures of your schema and clues from the text that helped you infer.

I infer Theo received this award.

my schema:

clues from the text:

Name: _____

The End of Year Mix-Up: Recording Sheet


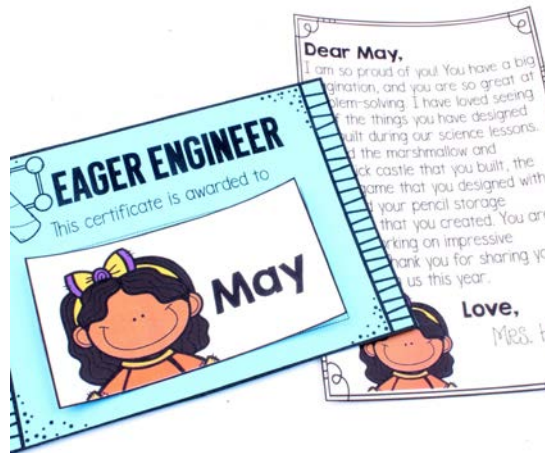
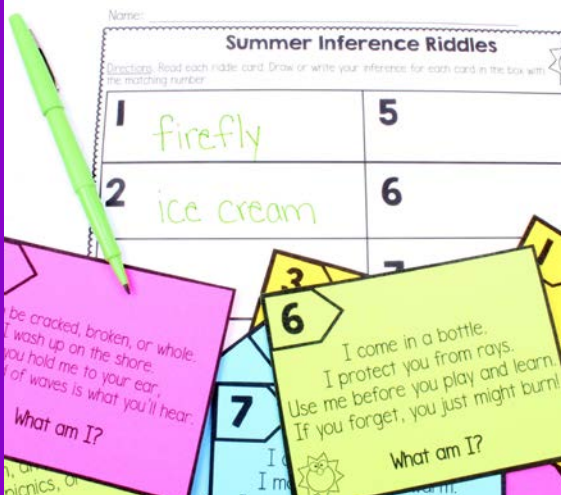
Directions: Choose and circle a member of the Lunch Bunch Club. Record your inference by drawing a picture of the celebration award that you think the student will receive. Last, write about your schema and the clues from the text that helped you infer.

I infer Sara received this award.

my schema:


clues from the text:
I know that empathy means understanding how others feel. I think others to sit by you at lunch is also a very kind thing to do.
Mrs. Hill told Sara that she is a true friend. To be a true friend, you need to be kind. Taking care of the earth is also a kind thing to do.

MORE PICTURES AND EXAMPLES:










EXTEND THE LEARNING WITH A WRITING PROJECT!

Let the learning and fun continue with an extended writing project! Each student will create his or her own celebration award that he or she would like to receive. Your students will then write letters that give clues about the celebration awards without giving away the names of them- just like the Lunch Bunch Club! Your little learners will love putting their comprehension skills to the test as they make inferences about which certificate each friend in their classroom created!



IDEAS FOR USING THIS RESOURCE:

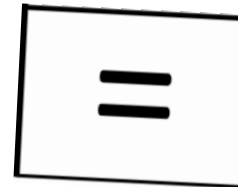
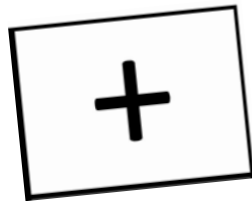
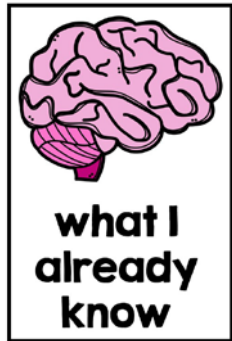
-  whole class mini lesson
-  small group reading
-  literacy centers
-  collaborative group work
-  introduction to inference lesson
-  writing activity
-  whole class comprehension lesson

MIXING LEARNING, LITERACY, AND FUN!

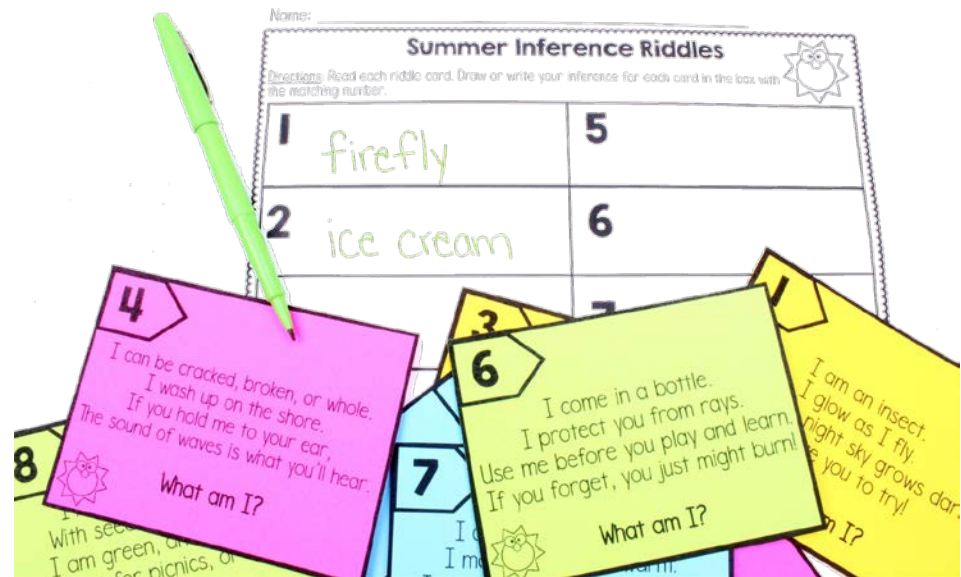


ADDITIONAL RESOURCES

Included in the following pages are inference poster pieces and an anchor chart for you to utilize if desired. Color and print-friendly versions have been included. In addition to an inference poster, you'll find separate poster pieces that break down what is needed to make an inference.



Eight inference riddle cards have also been included for your use. These are great to use in a literacy center, at the small group table, or even as a follow-up mini lesson with the whole class. They would also be a fun introduction to your Lunch Bunch Club lesson plan! Color and print-friendly versions have been included. Two different recording sheets for these task cards have also been added. Students can write or draw their inferences on the recording sheets.





THANK YOU



for choosing a Miss DeCarbo™ educational resource



CONNECT WITH ME



TERMS OF USE:



Licensing Terms: This download includes a license for one educator only for personal use in his or her classroom. *Licenses are non-transferable, meaning they cannot be passed on from one teacher to another.* If you want to use this as a grade level, share it with a colleague, or use it with a school or district, *the proper number of additional licenses must be purchased.* You can purchase additional licenses at a discount in your My Purchases page when you are logged into your Teachers Pay Teachers account. If you are a coach, administrator, or curriculum director interested in transferable licenses to accommodate yearly staff changes, contact me for a quote at christina@missdecarbo.com.

Copyright Terms: *Every page of this document is copyrighted.* This resource may not be uploaded to the internet in any form, including classroom/personal websites or blogs, and district or shared servers that those who did not purchase an additional license could access. Uploading the file to the internet is a direct violation of copyright.

CLIP ART & FONT CREDITS:

