



plays



Ideas For Using This Pack:

- Small Group Reading
- Guided Reading "Warm Ups"
- No Prep Literacy Centers
- Sub Days
- Morning Work
- Homework
- Partner Reading
- Read to Someone Time
- Tutoring
- Intervention Time
- Poetry Time
- Advanced Kindergarten
- First Grade Readers
- Struggling Second Grade
- Intervention Specialists

passages

Name _____ The Camping Trip

Directions: Read the passage three times.
Color a sun at the bottom of the page each time you read.
Use the word bank to help you as you read.

	
mountains	lantern
	
campfire	stars

Stan and Robert were going camping in the mountains

with Dad. They could

pretty stars. Stan

the sleeping bags.

Name _____

Bugs, Bugs, Bugs!

Directions: Read the passage three times.
Color a sun at the bottom of the page each time you read.
Use the word bank to help you as you read.

	
ladybug	grasshopper
	
butterfly	dragonfly

Zack loves to look at bugs! First, Zack saw a ladybug

he saw a grasshopper with

a pretty butterfly. It had

Name _____ All About Bees

Directions: Read the passage three times.
Color a sun at the bottom of the page each time you read.
Use the word bank to help you as you read.

	
bees	flying
	
hive	honey

Bumblebees are yellow and black insects. They enjoy

flying from flower to flower. Bumblebees collect nectar.

They make only a small amount of honey. Honeybees are

a different type of bee. They make a large amount of

honey in their hive, or nest. Bees are interesting insects!



1st Read





2nd Read



3rd Read

The Magic Wand

Directions: Read the passage three times.
Color a sun at the bottom of the page each time you read.
Use the word bank to help you as you read.


wand

castle

Once upon a time, a small girl found

she put the crown on her head, a cat

took her to a magical castle. Inside the

wand. The wand granted her one wish. She wished for her

family to join her in the castle. They lived happily ever after!



1st Read





2nd Read



3rd Read

Ice Cream Shop

Directions: Read the passage three times.
Color a sun at the bottom of the page each time you read.
Use the word bank to help you as you read.


frozen yogurt

popsicle

at the ice cream shop in the

Granny took her on a walk to

at the ice cream shop. Granny got a lemon

popsicle. Sue got a frozen yogurt with lots of

sprinkles. Ice cream is such a yummy treat!



1st Read



2nd Read



3rd Read

poems

Ice Cream

Tune: "Twinkle, Twinkle"



Ice cream
Two big scoops
Add some sprinkles
Fudge and
Ice cream, ice
Ice cream

Little Ladybug

Tune: "I'm a Little Teapot"



bug
d

Fancy Words

Tune: "Take Me Out To The Ball Game"



Fancy words are fantastic

Fancy words are the best!

Learning a new word is

Fast and fun

When I talk, I will use them a ton!

Just like strut, unique, and exquisite,

These words are making me bright!

Let's all use a new fancy word

When we talk and write!

ing

Bye Baby

Stars, stars

Glowing

Gaze up at

What a lovely sight

Stars, stars, way up high

Sparkling with light

Constellations fill the sky

What a pretty night!

Camping

Song.

Fire

Please sing along.

Marshmallows roasting

Stars shining bright.

Critters are sleeping

In the moonlight!

© 2015 Miss DeCarbo, Inc.

© 2015 Miss DeCarbo, Inc.

© 2015 Miss DeCarbo, Inc.

phonics

Name _____ mixed vowel teams
Directions: Use a paper clip and a pencil to spin the spinner. Read the word list that you land on as quickly as you can. Repeat!



slide
shape
coach

Name _____ r-controlled (mixed)
Directions: Use a paper clip and a pencil to spin the spinner. Read the word list that you land on as quickly as you can. Repeat!



shirt
storm
cart

Name _____ -le and -igh
Directions: Use a paper clip and a pencil to spin the spinner. Read the word list that you land on as quickly as you can. Repeat!



field
niece
piece
thief
chief
brief
yield
priest



night
right
high
sight
bright
light
fight
sigh



belief
fright
shield
might
shriek
slight
grief
flight

Name _____
Directions: Use a paper clip and a pencil to spin the spinner. Read the word list that you land on as quickly as you can. Repeat!



look
good
shook
cook
wood
book
foot
wool

Name _____ /air/ and /ear/
Directions: Use a paper clip and a pencil to spin the spinner. Read the word list that you land on as quickly as you can. Repeat!



gear
air
pear
repair
beard
lair
swear
chairs

school
food
noon
tool
broom
pool
room

wood
cool
took
drool
moon
hood

chair
dairy
stairs
air
air
air

clear
year
near
wear
fear
tear
ear

gear
air
pear
repair
beard
lair
swear
chairs

plays

Name _____

Pig and Wolf

Directions: Choose a part to read in this play. Read and practice the play with your partner. Then, switch parts and read it again!



Pig



Wolf

What do you want now, Wolf?

I just need a cup of sugar and milk.

No way. I am to

please? I will no

How do I know

I am making s

Okay. I want

Thank you f

Name _____

Bee and Bear

Directions: Choose a part to read in this play. Read and practice the play with your partner. Then, switch parts and read it again!



Bee



Bear

What are you going to do this morning, Bear?

I do not know! I am all out of honey!

I think I can help you with that!

How will you help me get honey, Bee?

I make my own honey. I'll be right back.

Wow! You make really great honey, Bee.

It's a special talent of mine.

I am so glad we are best friends, Bear!

Draw a picture to match the play.

Name _____

Little Red

Directions: Choose a part to read in this play. Read and practice the play with your partner. Then, switch parts and read it again!



Little Red



Granny

Granny, I am so glad to see you!

Why do you look so

scared, Little Red?

from the Big Bad Wolf.

Why you are safe.

at me for dinner!

Today, my dear?

door to strangers.

ked to eat

Name _____

Best Bug

Directions: Choose a part to read in this play. Read and practice the play with your partner. Then, switch parts and read it again!



Ladybug

Butterfly, do you

Yes, I have wings

Do you have a h

No, why do you

I use my hard sh

I have antennae. Do you have

Yes! I use my antenna to taste and feel.

We are alike in many ways, Ladybug!

Draw a picture to match the play.

Camp Kids

Directions: Choose a part to read in this play. Read and practice the play with your partner. Then, switch parts and read it again!



Kid 2

Go on our camping trip!

Some marshmallows.

Take us hiking on a trail.

Swim in the lake.

Make a campfire.

Choose the silliest camp

songs.

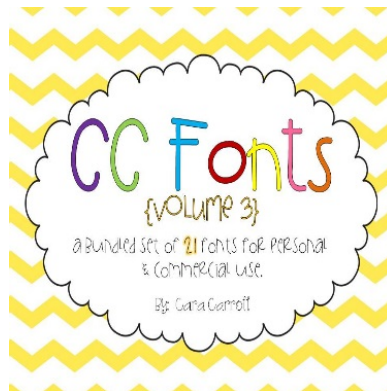

They are so funny! Let's start packing!

This will be the best camping trip ever!

Draw a picture to match the play.

Clip Art & Font Credits:

Visit Each Artist's Shop By Clicking On The Buttons Below:



Thank you for purchasing this learning pack!



visit my blog for additional ideas and freebies! 😊

www.missdecarbo.com

Happy Learning,

Christina DeCarbo

©2015 Miss DeCarbo, Inc. All Rights Reserved.

Purchase of this download is for one *personal classroom use only*. If you wish to share this file with a co-worker or any other person, an additional license is required. Additional licenses are available in my TpT shop at half price. Duplication or sharing with other classrooms, co-workers, an entire school system, or posting this on any website or blog violates copyright law. Additional licenses to share with other teachers are available at half price. **You do not have the right to post this file on your blog, website, district website/server, or anywhere online at any time, under any circumstance.**

Thank you for understanding. 😊