

MARCH READ & INFER

THE SPRING BREAK MIX-UP

A Lunch Bunch Club Inference Series



MEET THE LUNCH BUNCH CLUB!

Join Sam, Sara, Mike, Lee, Theo, Wendy, Darcy, and May in this fun inference series! These eight friends love having lunch together at school, but sometimes, things at Kind Elementary School get **MIXED UP!** In each inference pack, your students will help the Lunch Bunch Club solve a big problem by using their own schema and clues from the text to make inferences. Can your students help the Lunch Bunch Club friends by working together to be literacy detectives? With each pack, your students will learn more and more about the members of the Lunch Bunch Club. My hope is that your students come to know these eight characters as “old pals” within your classroom. I just know you and your students will have a blast with this resource! At the same time, they will build important literacy skills as they infer, draw conclusions, make predictions, write about their reading and reasoning, and think critically.

Darcy

Sam

Mike

Wendy

Sara

Lee


Theo

May



CAN YOUR STUDENTS HELP THE LUNCH BUNCH CLUB?

During spring break, the members of the Lunch Bunch Club each sent a postcard to Mrs. Hill about a trip he or she took. They also brought home souvenirs to share with the class. On Show and Tell Day, the Lunch Bunch Club challenged Mrs. Hill to infer which souvenir each student brought back from vacation. Mrs. Hill accepted the challenge, but she's all MIXED UP! Use your schema and clues from the text to figure out which souvenir each member of the Lunch Bunch Club brought back from his or her spring break trip!



The Spring Break Mix-Up

Last week was spring break at Kind Elementary School, and each member of the Lunch Bunch Club went on a trip! While on their trips, the students each sent a postcard to Mrs. Hill about where he or she went. Each student also brought home a souvenir to share with the class on today's Show and Tell Day. Today's Show and Tell is extra special because the Lunch Bunch Club came up with a plan to challenge Mrs. Hill! After placing each souvenir on the table, the Lunch Bunch Club told Mrs. Hill to read each postcard and infer which souvenir each student brought back from vacation. Mrs. Hill accepted the challenge, but she's all MIXED-UP! Can you help her? Use your schema (what you already know) and clues from the pieces of text to figure out which souvenir each member of the Lunch Bunch Club brought back from his or her spring break trip. When you find a match, place the picture of the souvenir in the correct suitcase. Read and think carefully. Mrs. Hill is counting on your help! Good luck!

EXAMPLES OF RECORDING SHEETS

Name: _____

The Spring Break Mix-Up: Recording Sheet

Directions: Carefully read the letters that the members of the Lunch Bunch Club wrote about themselves. Then use your schema and clues from the text to infer which suitcase belongs to each member of the Lunch Bunch Club. Draw a picture that represents your inference beside each member's name.

Sam	Darcy	Mike	Wendy
Sara	Theo	Lee	May

Name: _____

The Spring Break Mix-Up: Recording Sheet

Directions: Match each suitcase to the Lunch Bunch Club member it belongs to. Cut and glue each picture beside the correct student.

Sam	Sara
Darcy	Theo
Mike	Lee
Wendy	May

Name: _____

The Spring Break Mix-Up: Recording Sheet

Directions: Match each suitcase to the Lunch Bunch Club member it belongs to. Cut and glue each picture beside the correct student to make your inference. Then write a clue from the text that helped you infer.

Glue Picture Here:	What clue helped you?	Glue Picture Here:	What clue helped you?
Sam	In Sam's letter, he stated the building had water and he touched a jellyfish.	Sara	In Sara's letter, she stated, "My sand pail is filled with what I found!"
Darcy	In Darcy's letter, she stated she found treasures in the sand. It was flat and bumpy.	Theo	In Theo's letter, he stated the ride was long and bumpy.
Mike	In Mike's letter, he stated he learned about what grows inside of caves.	Lee	In Lee's letter, he stated he learned about creatures that are extinct.
Wendy	In Wendy's letter, she stated she pretended to be on a safari.	May	In May's letter, she stated the houses looked like little ants on the ground.

Name: _____

The Spring Break Mix-Up: Recording Sheet

Directions: Match each suitcase to the Lunch Bunch Club member it belongs to. Cut and glue each picture beside the correct student. Then write the evidence that helped you make your inference.

My Inference	Evidence
Sam	Sam stated he was looking for a building with a lot of water. Sharks can be in aquariums.
Darcy	Darcy said he found a starfish in the sand. A starfish could be washed on shore.
Mike	Mike learned about rocks, crystals, and gems in caves. Gems can be on a safari.
Wendy	Wendy said she pretended to be on a safari. Unicorns are mythical creatures.
Sara	Sara said she found a seashell. Seashells are found on a beach.
Theo	Theo said he found a train. Trains are found on a track.
Lee	Lee said he learned about dinosaurs. Dinosaurs lived long ago.
May	May said the houses looked like little ants on the ground.

Name: _____

The Spring Break Mix-Up: Recording Sheet

Directions: Choose and circle a member of the Lunch Bunch Club. Record your inference by drawing a picture of the suitcase that you think belongs to him or her. Draw pictures of your schema and clues from the text that helped you infer.

I infer that Sara has this suitcase:

my schema:

clues from the text:

Name: _____

The Spring Break Mix-Up: Recording Sheet



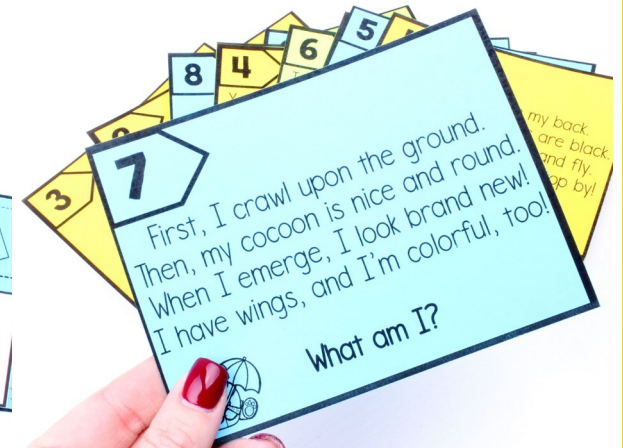

Directions: Choose and circle a member of the Lunch Bunch Club. Record your inference by drawing a picture of the suitcase that you think belongs to him or her. Write about your schema and the clues from the text that helped you infer.

I infer that Lee has this suitcase:

my schema:

clues from the text: I know that museums have exhibits because I went to a history museum last summer. I know dinosaurs are extinct. Lee said he learned about creatures that are extinct. He also learned about the Ice Age. Dinosaurs existed before the Ice Age.

MORE PICTURES AND EXAMPLES:



DIFFERENTIATED RECORDING SHEETS: EXAMPLES

The Spring Break Mix-Up: Recording Sheet

Directions: Choose and circle a member of the Lunch Bunch Club. Write about your schema and the clues from the text that helped you infer that you think belongs to him or her. Draw a picture of the suitcase.

Name: _____

I infer that Lee has this suitcase:

my schema: _____

clues from text: _____

The Spring Break Mix-Up: Recording Sheet

Directions: Choose and circle a member of the Lunch Bunch Club. Record your inference by drawing a picture of the suitcase that you think belongs to him or her. Draw pictures of your schema and clues from the text that helped you infer.

Name: _____

I infer that Sara has this suitcase:

my schema: _____

clues: _____

The Spring Break Mix-Up: Recording Sheet

Directions: Match each suitcase to the Lunch Bunch Club member it belongs to. Cut and glue the picture here.

Name: _____

What clue helped you?

In Sam's letter, he stated the building had water and he touched a jellyfish.

In Darcy's letter, she stated she found treasure in the sand. It was flat and...

In Mike's letter, he stated what...

Sam

Darcy

Mike


Wendy

Sara

Theo


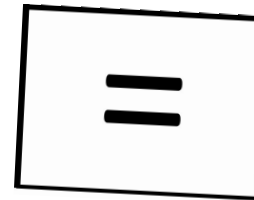


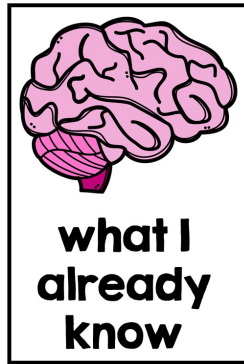
EXTEND THE LEARNING WITH A WRITING PROJECT!

Let the learning and fun continue with an extended writing project! Each student will write a postcard to the teacher about a place he or she has visited or wants to visit. They will also draw souvenirs that they could bring back from their trips. Your little learners will love putting their comprehension skills to the test as they make inferences about what each classroom friend's souvenir is based on the clues in the postcard!



ADDITIONAL RESOURCES

Included in the following pages are inference poster pieces and an anchor chart for you to utilize if desired. Color and print-friendly versions have been included. In addition to an inference poster, you'll find separate poster pieces that break down what is needed to make an inference.



Eight inference riddle cards have also been included for your use. These are great to use in a literacy center, at the small-group table, or even as a follow-up mini lesson with the whole class. They would also be a fun introduction to your Lunch Bunch Club lesson plan! Color and print-friendly versions have been included. Two different recording sheets for these task cards have also been added. Students can write or draw their inferences on the recording sheets.



IDEAS FOR USING THIS RESOURCE:



whole class mini lesson



small group reading



literacy centers



collaborative group work



introduction to inference lesson



writing activity



whole class comprehension lesson

MIXING LEARNING, LITERACY, AND FUN!

8

Dear Mrs. Hill,
It's sunny and hot here. We got up extra early today and saw beautiful animals. I pretended to be on a safari by wearing a hat and using binoculars. I chose a stuffed animal of my favorite exhibit at the gift shop! See you soon!

Mrs. Hill
Kind Elementary

crystals

starfish

7

First, I crawl upon the ground. Then, my cocoon is nice and round.

Dear Mrs. Hill,
I'm having a great time on spring break! Today we went to a big indoor building with tons of water and exhibits. I got to touch a jellyfish! I can't wait to share the pictures I picked out at the

stuffed elephant

The Spring Break Mix-Up

Last week was spring break at Kind Elementary School, and each member of the Lunch Bunch Club went on a trip! While on their trips, the students each sent a postcard to Mrs. Hill about where they or she went. Each student also brought home a souvenir to share with the class on today's Show and Tell Day. Today's Show and Tell is extra special because the Lunch Bunch Club came up with a plan to challenge Mrs. Hill! After placing each student's name on the table, the Lunch Bunch Club told Mrs. Hill to pick a card and infer which souvenir each student brought home.

Mix-Up: Recording Sheet

Match each suitcase to the Lunch Bunch Club member it belongs to. Write the member's name in the space provided. Then write a clue from the postcard to make your inference. Glue the picture of the souvenir in the space provided.

flight wings

stuffed shark

6

I lay eggs, and I sleep in a nest. Worms for breakfast are the best!

dinosaur t-shirt

toy train

Lee

Mrs. Hill
Kind Elementary
Friendsville, USA
12345

Mrs. Hill
Kind Elementary
Friendsville
12345

Mrs. Hill
Kind Elementary
Friendsville
12345

©2019 Mrs. Hill's Classroom


ABOUT MISS DECARBO

Christina DeCarbo-Wagers is an elementary teacher from Northeast Ohio. She holds a Bachelor's degree in Early Childhood Education, a Master's degree in Elementary Literacy, and a specialized K-12 reading endorsement. Christina has experience in instructional consulting, literacy coaching, and professional development services. Over the course of her career, she has presented literacy workshops and professional development sessions for Staff Development of Educators, ASCD, and state and local educational conferences. Christina has also provided extensive services and trainings for school districts and educational service centers across the state of Ohio.

Christina is passionate about helping students reach their greatest potential as readers and writers. Her engaging resources are based on developmentally-appropriate research and are founded in the importance of critical thinking, creativity, and problem-solving skills for young learners. Her educational company, Miss DeCarbo, Inc., was founded in 2012 and provides educators with curriculum, ideas, research-based advice, and inspiration. You can learn more about Miss DeCarbo by visiting her website, www.missdecarbo.com.



CLIP ART & FONT CREDITS:





THANK YOU



for choosing a Miss DeCarbo™ educational resource



CONNECT WITH ME



TERMS OF USE:



Licensing Terms: This download includes a license for one educator only for personal use in his or her classroom. *Licenses are non-transferable, meaning that they cannot be passed on from one teacher to another.* If you want to use this as a grade level, share it with a colleague, or use it with a school or district, *the proper number of additional licenses must be purchased.* You can purchase additional licenses at a discount in your “My Purchases” page when you are logged into your Teachers Pay Teachers account. If you are a coach, administrator, or curriculum director and are interested in transferable licenses to accommodate yearly staff changes, contact me for a quote at christina@missdecarbo.com.

Copyright Terms: *Every page of this document is copyrighted.* This resource may not be uploaded to the Internet in any form, including classroom/personal websites or blogs and district or shared servers that those who did not purchase an additional license could access. Uploading the file to the Internet is a direct violation of copyright.