



March Just Print Fluency Pack

By Miss DeCarbo



passages

poems

phonics

plays



Ideas For Using This Pack:

- Small Group Reading
- Guided Reading "Warm Ups"
- No Prep Literacy Centers
- Sub Days
- Morning Work
- Homework
- Partner Reading
- Read to Someone Time
- Tutoring
- Intervention Time
- Poetry Time
- Advanced Kindergarten
- First Grade Readers
- Struggling Second Grade
- Intervention Specialists

passages

St. Patrick's Day

Directions: Read the passage three times.
Color a shamrock at the bottom of the page each time you read.
Use the wordbank to help you as you read.



Irish flag



pot o' gold

It is St. Patrick's Day! We

outside of our home. I w



big shamrock on it. My

Name _____

Lucky Symbols

Directions: Read the passage three times.
Color a shamrock at the bottom of the page each time you read.
Use the wordbank to help you as you read.



symbol



rainbow



shamrock



horseshoe

There are many good luck symbols for St. Patrick's



Day. A shamrock is a symbol

think they will have good luck

the sky. Others think a h

good luck. Do you hav



1st Read

Name _____

Making a Rainbow

Directions: Read the passage three times.
Color a shamrock at the bottom of the page each time you read.
Use the wordbank to help you as you read.



rainbow



cloud

Do you know how a rainbow is made? First,

sunshine to make a rainbow. A cloud needs to

with rain. When the rain falls from the cloud

shines through the rain. When the sun

mix, a rainbow forms in the sky! The



1st Read



2nd Read



3rd Read

Name _____

St. Patrick's Day Party

Directions: Read the passage three times.
Color a shamrock at the bottom of the page each time you read.
Use the wordbank to help you as you read.



cupcake



candy



balloons



teacher

St. Patrick's Day! First, we

e. It has a shamrock on

Mott, is bringing in lots of

om will be filled with big,

the best party ever!

Name _____

Reading Buddies

Directions: Read the passage three times.
Color a shamrock at the bottom of the page each time you read.
Use the wordbank to help you as you read.



reading



eyes



buddies



write

In our class, we love reading with our buddies! Reading with buddies is so fun! It is also helpful. My pal can

help me when I am stuck on a word. When we are reading with buddies, we keep our eyes on the book

at all times. We also like to write about what we read



1st Read



2nd Read



3rd Read

plays

Name _____

Leprechaun Luck

Directions: Choose a part to read in this play. Read and practice the play with your partner. Then, switch parts and read it again!



Leprechaun 1



Leprechaun 2



Good morning! It's a nice day!



Yes! Look at the sunshine!



Look at



Check



It is go



I hope



Will you

Name _____

Rainbow Kindness

Directions: Choose a part to read in this play. Read and practice the play with your partner. Then, switch parts and read it again!



shamrock



rainbow



Rainbow, how are you made?



What do you mean?



How does a rainbow get



You need sunshine and



Do you need them at the



Yes, it needs to be a sun



That is really neat! You



Thank you! You are

Draw a picture to match the play.

Name _____

The Trick

Directions: Choose a part to read in this play. Read and practice the play with your partner. Then, switch parts and read it again!



Lucky Bear



Leprechaun



Are you going to play a trick?



Yes! I have a great trick in mind.



What are you going to do?



I am going to change the clocks.



What do you mean?



The clocks will be all



very sneaky, Leprechaun!



Let's have fun in good fun!

Name _____

Super Readers

Directions: Choose a part to read in this play. Read and practice the play with your partner. Then, switch parts and read it again!



Reader 1



Reader 2



What book are you reading?



I'm reading a book about sharks.



Cool! I'm reading all about whales.



Do you want to read with me?



Yes! I love reading with a buddy.



We will keep our eyes on the book.



We will sit side by side.



We are super readers!

Draw a picture to match the play.


phonics

Name _____ Two syllable words
Directions: Use a paper clip and a pencil to spin the spinner. Read the word list that you land on as quickly as you can Repeat!



picnic
napkin
dentist

Name _____ Two syllable words
Directions: Use a paper clip and a pencil to spin the spinner. Read the word list that you land on as quickly as you can Repeat!



meg
scot
dog
fish
fish
tic

absent
expect
public
lunchbox
insult

Name _____ Long oo and Short oo
Directions: Use a paper clip and a pencil to spin the spinner. Read the word list that you land on as quickly as you can Repeat!



mood
stood
gloom
tooth
good
spoon
hook
proof

Name _____
Directions: Use a paper clip and a pencil to spin the spinner. Read the word list that you land on as quickly as you can Repeat!



boy
toy
soy
joy
enjoy
joyful
annoy
loyal



oil
soil
moist
boil
join
point
coil
coin



ink
spoil
cowboy
toilet
play
oyster
noise
destroy

Name _____
Directions: Use a paper clip and a pencil to spin the spinner. Read the word list that you land on as quickly as you can Repeat!



slow
flow
blow
mow
show
crow



out
scout
about
proud
shout
sprout
loud
cloud

poems

A Little Leprechaun

Tune: "I'm a Little Teapot"



St. Patrick's Day Party

Tune: "Take Me Out to the Ball Game"



We Are Readers!

Tune: "London Bridge"

With a friend,
We end
The words

Rainbow, Rainbow

Tune: "Twinkle, Twinkle"



Rainbow, rainbow
Way up high
You're so pretty in the sky
All your colors are so true
Red and yellow, orange and blue
Rainbow, rainbow
You're so bright
You are made with rain and light!

Lucky Shamrocks

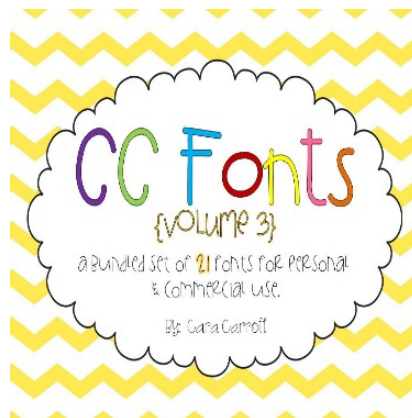


Tune: "The Farmer in the Dell"



Shamrock has three leaves
Shamrock has three leaves
Around the grassy ground
Shamrock has three leaves!
Shamrock brings you luck
Shamrock brings you luck
Shout, and shout it loud
Shamrock brings you luck!

Clip Art & Font Credits:

Visit Each Artist's Shop By Clicking On The Buttons Below:



Thank you for purchasing this learning pack!



visit my blog for additional ideas and freebies! 😊

www.missdecarbo.com

Happy Learning,

Christina DeCarbo

©2015 Miss DeCarbo, Inc. All Rights Reserved.

Purchase of this download is for one *personal classroom use only*. If you wish to share this file with a co-worker or any other person, an additional license is required. Additional licenses are available in my TpT shop at half price. Duplication or sharing with other classrooms, co-workers, an entire school system, or posting this on any website or blog violates copyright law. Additional licenses to share with other teachers are available at half price. **You do not have the right to post this file on your blog, website, district website/server, or anywhere online at any time, under any circumstance.**

Thank you for understanding. 😊