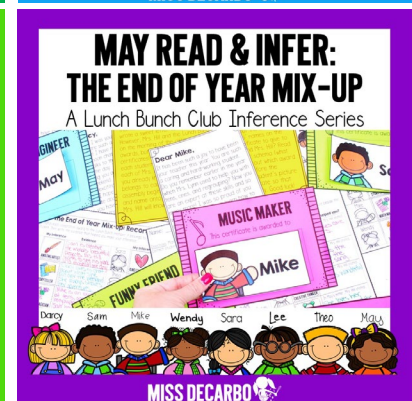



THE READ AND INFER LUNCH BUNCH CLUB the bundle



MEET THE LUNCH BUNCH CLUB!

Join Sam, Sara, Mike, Lee, Theo, Wendy, Darcy, and May in this fun inference series! These eight friends love having lunch together at school, but sometimes, things at Kind Elementary School get **MIXED UP!** In each inference pack, your students will help the Lunch Bunch Club solve a big problem by using their own schema and clues from the text to make inferences. Can your students help the Lunch Bunch Club friends by working together to be literacy detectives? With each pack, your students will learn more and more about the members of the Lunch Bunch Club. My hope is that your students come to know these eight characters as “old pals” within your classroom. I just know you and your students will have a blast with this resource! At the same time, they will build important literacy skills as they infer, draw conclusions, make predictions, write about their reading and reasoning, and think critically.

Darcy

Sam

Mike

Wendy

Sara








Lee

Theo

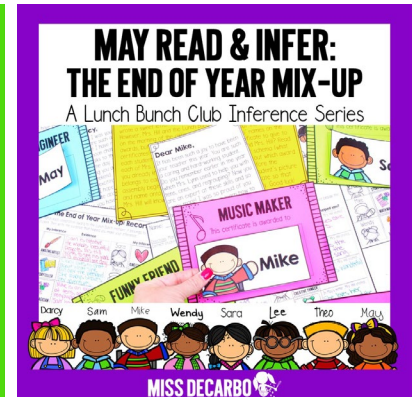
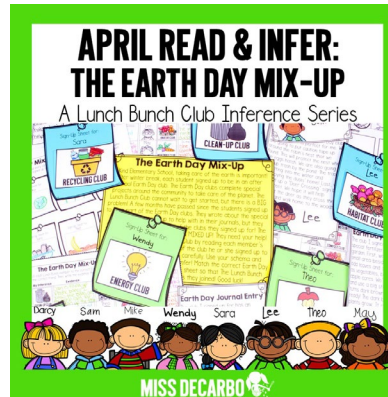


May



IDEAS FOR USING THIS RESOURCE:

-  whole class mini lesson
-  small group reading
-  literacy centers
-  collaborative group work
-  introduction to inference lesson
-  writing activity
-  whole class comprehension lesson

YOU CAN CLICK ON EACH INDIVIDUAL PACK TO LEARN MORE:



PREVIEW ONE OF THE FILES:

The following pages contain the preview file for the September Read & Infer: Back to School Mix-Up. All of the monthly Read & Infer packs follow the same structure and include the same materials. The mix-up story and theme differs each month. I hope you and your students love following along with the Lunch Bunch Club this school year!

SEPTEMBER READ & INFER

THE BACK TO SCHOOL MIX-UP

A Lunch Bunch Club Inference Series



CAN YOUR STUDENTS HELP THE LUNCH BUNCH CLUB?

It's the first day of school at Kind Elementary School! Sam, Sara, Mike, Lee, Theo, Wendy, Darcy, and May are so excited to start a new school year with their teacher Mrs. Hill! Each student wrote an "All About Me" letter for Mrs. Hill. They told her all about their summer and what they like to do or are interested in. When it's time for Mrs. Hill to pass out the lunch boxes, they notice a BIG problem! None of the students' lunch boxes are labeled with their names. Now all of the lunch boxes are MIXED UP! The Lunch Bunch Club and Mrs. Hill need your help! Can you help them by reading each of the letters to figure out what each member's lunch box looks like and who it belongs to? Use your schema and clues from the text to help you infer!

The Back to School Mix-Up

It's the first day of school at Kind Elementary School! Sam, Sara, Mike, Lee, Theo, Wendy, Darcy, and May are all so excited to be in Mrs. Hill's classroom this year. These eight friends call themselves the Lunch Bunch Club. They take care of each other, love spending time with one another at school, and always eat lunch together! Each member of the Lunch Bunch Club wrote a letter to Mrs. Hill telling her some special things about himself or herself. Now it's time for lunch, and Mrs. Hill needs to pass out all of the lunch boxes. There is one BIG problem though! None of the students labeled their lunch boxes, and now all of the lunch boxes are MIXED UP! Can you help Mrs. Hill figure out which lunch box belongs to which student? Read each of the students' letters carefully to learn about what they like. Use your schema (what you already know) and clues from the text to figure out what each member's lunch box looks like so that Mrs. Hill can pass them out before lunch begins! When you find a match, place the picture onto the correct student's lunch box. Good luck!

DIFFERENTIATED RECORDING SHEETS: EXAMPLES

Name: _____

The Back to School Mix-Up

Directions: Choose and circle a member of the Lunch Bunch Club. Record your inference about which lunch box belongs to him or her. Write about your schema and the clues from the text that helped you infer.

my schema: _____

clues from the text: _____

I infer that _____ has this lunch box: _____

my schema: _____

clues from the text: _____

Name: _____

The Back to School Mix-Up: Recording Sheet

Directions: Match each lunch box to the Lunch Bunch Club member it belongs to. Cut and glue each picture beside the correct student.

Sam _____

Darcy _____

Mike _____

Wendy _____

Sara _____

Name: _____

The Back to School Mix-Up: Recording Sheet

Directions: Match each lunch box to the Lunch Bunch Club member it belongs to. Cut and glue each picture beside the correct student. Then write the evidence that helped you make your inference.

Student	My Inference	Evidence
Sam	_____	_____
Darcy	_____	_____
Mike	_____	_____
Wendy	_____	_____
Sara	_____	_____
Theo	_____	_____
Lee	_____	_____
May	_____	_____

The Back to School Mix-Up: Recording Sheet

Directions: Carefully read the letters that the members of the Lunch Bunch Club wrote about themselves. Then use your schema and clues from the text to infer which lunch box belongs to each member of the Lunch Bunch Club. Draw a picture that represents your inference beside each member's name.

Sam _____

Darcy _____

Mike _____

Wendy _____

Sara _____

The Back to School Mix-Up: Recording Sheet

Directions: Match each lunch box to the Lunch Bunch Club member it belongs to. Cut and glue each picture beside the correct student. Then write a clue from the text that helped you infer.




Student	Glue Picture Here:	What clue helped you?
Sam	_____	_____
Darcy	_____	_____
Mike	_____	_____
Wendy	_____	_____
Sara	_____	_____
Theo	_____	_____
Lee	_____	_____
May	_____	_____

EXAMPLES OF RECORDING SHEETS

Name: _____

The Back to School Mix-Up: Recording Sheet

Directions: Carefully read the letters that the members of the Lunch Bunch Club wrote about themselves. Then use your schema and clues from the text to infer which lunch box belongs to each member of the Lunch Bunch Club. Draw a picture that represents your inference beside each member's name.

 Sam	 Darcy	 Mike	 Wendy
 Sara	 Theo	 Lee	 May

Name: _____

The Back to School Mix-Up: Recording Sheet

Directions: Match each lunch box to the Lunch Bunch Club member it belongs to. Cut and glue each picture beside the correct student.

Sam		Sara	
Darcy		Theo	
Mike		Lee	
Wendy		May	



Name: _____

The Back to School Mix-Up: Recording Sheet

Directions: Choose and circle a member of the Lunch Bunch Club. Draw your inference by drawing a picture of the lunch box that you think belongs to him or her. Write about your schema and the clues from the text that helped you infer.

Darcy	Mike	Wendy	Sara	Theo	Lee	May
-------	------	--------------	------	------	-----	-----

has this lunch box: 









my schema: 

clues from the text: 

Name: _____

The Back to School Mix-Up: Recording Sheet

Directions: Match each lunch box to the Lunch Bunch Club member it belongs to. Cut and glue each picture beside the correct student to make your inferences. Then write a clue from the text that helped you infer.


Glue Picture Here	What clue helped you?	Glue Picture Here	What clue helped you?
Sam 	In Sam's letter, he stated, "he likes to read nonfiction books about animals. He wants to be a veterinarian."	Sara 	In Sara's letter, she stated, "she likes to tell stories. There's a new adventure on page 200."
Darcy 	In Darcy's letter, she stated, "Darcy's family likes to travel. She has a pink suitcase."	Theo 	In Theo's letter, he stated, "his mom is an engineer. He likes to build things."
Mike 	In Mike's letter, he stated, "Mom took him to a planetarium. He saw the Big Dipper."	Lee 	In Lee's letter, he stated, "his dad is a community helper. He saves lives."
Wendy 	In Wendy's letter, she stated, "her family likes to be active and spend time outside."	May 	In May's letter, she stated, "she likes to read."

Name: _____

The Back to School Mix-Up: Recording Sheet

Directions: Choose and circle a member of the Lunch Bunch Club. Record your inference by drawing a picture of the lunch box that you think belongs to him or her. Write about your schema and the clues from the text that helped you infer.

Sam	Darcy	Mike	Wendy	Sara	Theo	Lee	May
------------	-------	------	-------	------	------	-----	-----

infer that Sam has this lunch box: 









my schema: I know a lion is an animal and a vet is someone who takes care of animals. There are lions at the zoo.

clues from the text: Sam stated that he wants to be a veterinarian when he grows up. His best friend is a dog. He likes to read about lions.

Name: _____

The Back to School Mix-Up: Recording Sheet

Directions: Match each lunch box to the Lunch Bunch Club member it belongs to. Cut and glue each picture beside the correct student. Then write the evidence that helped you make your inference.

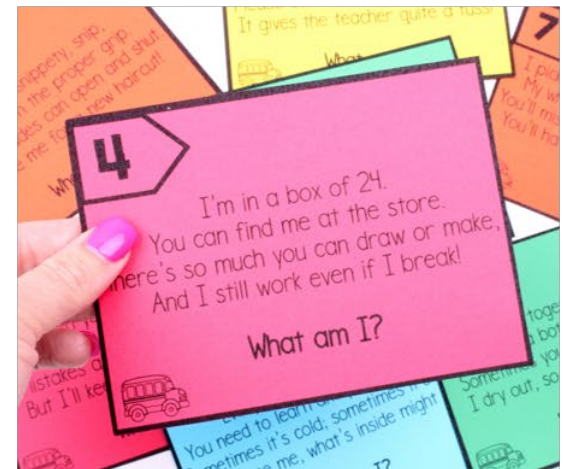


My Inference	Evidence	My Inference	Evidence
Sam 	Sam stated that he wants to be a vet. I know vets work with animals.	Sara 	Sara likes stories and likes to read because she said there is an adventure on page 200.
Darcy 	Darcy went to Hawaii over the summer. I know you try to go on a plane to get there.	Theo 	Theo's mom is an engineer. An engineer builds things. I know a robot has to be built.
Mike 	Mike went to a planetarium. A planetarium teaches you about stars and space.	Lee 	Lee said his dad is a community helper. I know firefighters are community helpers.
Wendy 	Wendy went down a hill with her dad. A bike is used outside and Wendy spends time outdoors.	May 	May is creative. I know artists and painters are creative.

EXTEND THE LEARNING WITH A WRITING PROJECT!

Let the learning and fun continue with an extended writing project! Each student will color a picture card for his or her lunch box of something he or she is interested in or something he or she did over the summer. Your students will then write "All About Me" letters that give clues about what their lunch boxes look like without giving away too much, just like the Lunch Bunch Club! Your little learners will love putting their comprehension skills to the test as they make inferences about what each classroom friend's lunch box looks like and who it belongs to!


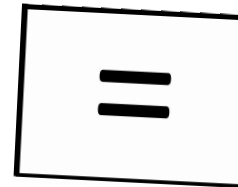


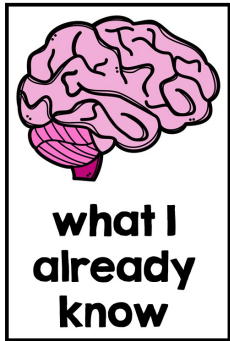


MORE PICTURES AND EXAMPLES:

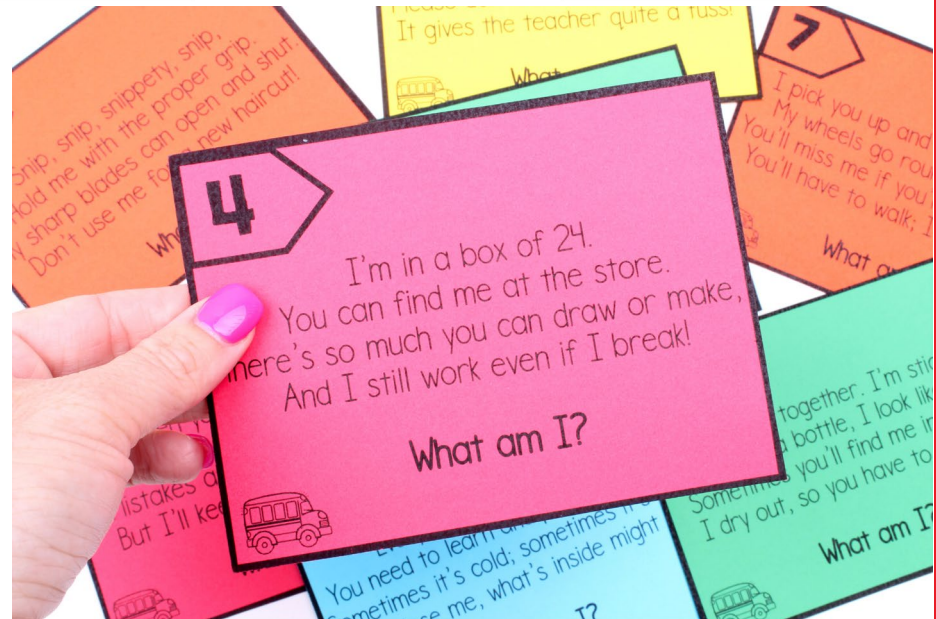


ADDITIONAL RESOURCES

Included in the following pages are inference poster pieces and an anchor chart for you to utilize if desired. Color and print-friendly versions have been included. In addition to an inference poster, you'll find separate poster pieces that break down what is needed to make an inference.



Eight inference riddle cards have also been included for your use. These are great to use in a literacy center, at the small-group table, or even as a follow-up mini lesson with the whole class. They would also be a fun introduction to your Lunch Bunch Club lesson plan! Color and print-friendly versions have been included. Two different recording sheets for these task cards have also been added. Students can write or draw their inferences on the recording sheets.



MIXING LEARNING, LITERACY, AND FUN!

The Back to School Mix-Up

Directions: Carefully read the letters that the members of the Lunch Bunch Club wrote to Mrs. Hill. Use the clues from the text to infer which lunch box belongs to each member of the Lunch Bunch Club. Write the member's name in the space provided.

Clues from the text:


- Sam stated that he wants to be a veterinarian.
- Darcy went to Hawaii over the summer. I know he likes to get on an airplane.
- Mike went to the planetarium.
- Lee likes to play with his toy car.
- Wendy likes to play with her bicycle.
- Sara likes to play with her dolls.
- Theo likes to play with his robot.


My Inference


Sam: I infer that Sam has this lunch box:  Theo's lunch box


Darcy: I infer that Darcy has this lunch box:  Darcy's lunch box

Mike: I infer that Mike has this lunch box:  Mike's lunch box

Wendy: I infer that Wendy has this lunch box:  Wendy's lunch box

Sara: I infer that Sara has this lunch box:  Sara's lunch box

Theo: I infer that Theo has this lunch box:  Theo's lunch box

Lee: I infer that Lee has this lunch box:  Lee's lunch box

All About Me

Dear Mrs. Hill,

I love to spend time with my family. We like to be active and spend time outside. This is my schema (what I know about myself).

Theo's lunch box

Mike's lunch box

Darcy's lunch box

Lee's lunch box

Wendy's lunch box

Sara's lunch box

ABOUT MISS DECARBO

Christina DeCarbo-Wagers is an elementary teacher from Northeast Ohio. She holds a Bachelor's degree in Early Childhood Education, a Master's degree in Elementary Literacy, and a specialized K-12 reading endorsement. Christina has experience in instructional consulting, literacy coaching, and professional development services. Over the course of her career, she has presented literacy workshops and professional development sessions for Staff Development of Educators, ASCD, and state and local educational conferences. Christina has also provided extensive services and trainings for school districts and educational service centers across the state of Ohio.

Christina is passionate about helping students reach their greatest potential as readers and writers. Her engaging resources are based on developmentally-appropriate research and are founded in the importance of critical thinking, creativity, and problem-solving skills for young learners. Her educational company, Miss DeCarbo, Inc., was founded in 2012 and provides educators with curriculum, ideas, research-based advice, and inspiration. You can learn more about Miss DeCarbo by visiting her website, www.missdecarbo.com.





THANK YOU

for choosing a Miss DeCarbo™ educational resource



CONNECT WITH ME



TERMS OF USE:

Licensing Terms: This download includes a license for one educator only for personal use in his or her classroom. *Licenses are non-transferable, meaning that they cannot be passed on from one teacher to another.* If you want to use this as a grade level, share it with a colleague, or use it with a school or district, *the proper number of additional licenses must be purchased.* You can purchase additional licenses at a discount in your “My Purchases” page when you are logged into your Teachers Pay Teachers account. If you are a coach, administrator, or curriculum director and are interested in transferable licenses to accommodate yearly staff changes, contact me for a quote at christina@missdecarbo.com.

Copyright Terms: *Every page of this document is copyrighted.* This resource may not be uploaded to the Internet in any form, including classroom/personal websites or blogs and district or shared servers that those who did not purchase an additional license could access. Uploading the file to the Internet is a direct violation of copyright.

CLIP ART & FONT CREDITS:

