

LONG VOWEL WARM UPS

No Prep Phonics Practice For Little Readers

4. Highlight the a-e words. Read the story.

Kate will wake up late in the day. She will skate with her friend, Jake. Then, Jake and Kate will play a game. They will help Mom rake. They take out the trash, too. Kate and Jake had a fun day!

5. Draw a picture.

and draw the following ea words.

seal leaf

red words blue.

team leaf

red words blue.

2. Fill in the missing letters.

i	o	s	t	e	a
c	s	e	a	k	p
u	r	a	f	u	h
z	y	e	a	f	

red words blue.

Miss Decarbo

MISS DECARBO





THANK YOU

for choosing a Miss DeCarbo™ educational resource



Visit My Blog: www.missdecarbo.com

Visit My Store: www.missdecarbotpt.com



CONNECT WITH ME



TERMS OF USE:

Purchase of this download is for one *personal classroom use only*. If you wish to share this file with a co-worker or any other person, an additional license is required. Additional licenses are available in my shop at a discount. Site Licenses are available. Please email me for further information. Every page is copyrighted. Duplication, or sharing with other classrooms, co-workers, an entire school system, or posting this on any website or blog violates copyright. This includes district and shared servers. You do not have the right to post this file on your blog, website, district website/server, or anywhere online at any time, under any circumstance.

Dear Teachers,

This pack can be used in many different ways! It helps students review and practice the long vowel patterns. You can use the warm-up pages as morning work, as weekly homework after you teach the word family of the week, as in-class independent practice, or within a word work center! I'm always on the look out for word work that combines reading practice – which is exactly what this pack does! Students will enjoy reading the tiny story that contains words from the family they just learned about. Having students read the story multiple times will promote fluency. Illustrating the story provides the opportunity for students to display their comprehension of the story. Students will also have fun finding the words in the word search. Each word search contains 5 words.

Use the posters to generate a list of words during your mini-lesson, and post it in the classroom for students to refer to throughout your lessons, and while they work on the practice paper. There are many possibilities to using this pack and I hope you find it useful!



LONG VOWEL PATTERNS IN THIS PACK:

Aa

a-e

ai

ay

Ii

i-e

ie

igh

y long i

Uu

u-e

ue

ui

ew

Ee

ee

ea

ey

y long e

Oo

o-e

oa

ow

FULL COLOR AND B&W POSTERS!



IDEAS FOR USING THIS RESOURCE:

 small groups (warm-ups, phonics practice)

 literacy centers

 word work center

 morning work

 RTI, one-on-one intervention, tutoring

 homework

 reinforcement and practice

Name _____



1. Trace, read, and draw the following ea words.

tea

seal

leaf

2. Find and circle the ea words.

p	e	a	g	o	w
i	o	s	t	e	a
c	s	e	a	k	p
u	r	a	f	u	h
z	y	l	e	a	f

3. Color the real words red.
Color the nonsense words blue.

mea

pea

team


peaf

meat

4. Highlight the ea words. Read the story.

Sam the Seal likes to eat meat. His mom made a meal for him. She made meat and peas. "Can I have a cup of tea?" Sam asked. "Yes, you can have tea!" Mom said. She put a mint leaf in his tea. Yum!

5. Draw a picture to match the story.



Name _____

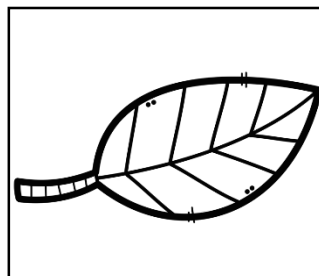




1. Trace, read, and color the following ea words.

tea

seal

leaf



2. Find and circle the ea words.

p	e	a	g	o	w
i	o	s	t	e	a
c	s	e	a	k	p
u	r	a	f	u	h
z	y	l	e	a	f

3. Color the real words red.
Color the nonsense words blue.

mea

pea

team


peaf

meat

4. Highlight the ea words. Read the story.

Sam the Seal likes to eat meat. His mom made a meal for him. She made meat and peas. "Can I have a cup of tea?" Sam asked. "Yes, you can have tea!" Mom said. She put a mint leaf in his tea. Yum!

5. Draw a picture to match the story.



pea


weak

heat

sea

ea

tea



pea

weak

heat

sea

ea

tea



CLIP ART & FONT CREDITS:

Visit Each Artist's Shop By Clicking On The Buttons Below:



Stock photographs from www.shutterstock.com