

JANUARY READ & INFER THE SNOW GLOBE MIX-UP



MEET THE LUNCH BUNCH CLUB!

Join Sam, Sara, Mike, Lee, Theo, Wendy, Darcy, and May in this fun inference series! These eight friends love having lunch together at school - but sometimes, things at Kind Elementary School get **MIXED UP**! In each inference pack, your students will help the Lunch Bunch Club solve a big problem by using their own schema and clues from the text to make inferences. Can your students help the Lunch Bunch Club friends by working together to be literacy detectives? With each pack, your students will learn more and more about the members of the Lunch Bunch Club. My hope is that your students come to know these eight characters as "old pals" within your classroom. I just know you and your students will have a blast with this resource! At the same time, they will build important literacy skills as they infer, draw conclusions, make predictions, write about their reading and reasoning, and think critically.

Darcy

Sam

Mike

Wendy

Sara

Lee

Theo

May



The Snow Globe Mix-Up

Brrr! Cold weather has officially arrived at Kind Elementary School.

Mrs. Hill (the writing teacher) and Mr. Ron (the art teacher) collaborated on a big project for the school's hallway display this month! Each member of the Lunch Bunch Club made a snow globe. Inside the snow globe, they got to draw a place they would like to visit one day. In Mrs. Hill's writing class, the students wrote a report about where they want to go. However, Mrs. Hill forgot to tell the kids to give their reports a title, so nobody wrote the name of the place they want to go on their paper. Now, the reports and the snow globe pictures are all mixed up! Can you help the Lunch Bunch Club? Read each report carefully. Use your schema (what you already know), and clues from the text, to figure out where each member of the Lunch Bunch Club wants to visit one day. When you find the match, place the picture of the place in the correct snow globe so that Mrs. Hill and Mr. Ron can hang them up in the hallway. Good luck!

CAN YOUR STUDENTS HELP THE LUNCH BUNCH CLUB?

They each drew a picture of a place they want to visit one day in their snow globe. They wrote reports to go with their snow globe projects, but they're all mixed up! Use your schema and clues from the text to infer where each member of the Lunch Bunch Club would like to visit one day.



DIFFERENTIATED RECORDING SHEETS: EXAMPLES

my schema:

I know there are a lot of trees in the woods. I also know many people go camping in the woods.

clues from:

In the I wants to go with his friends to the woods for a fire. So says he will tent at night.



Name: _____

The Snow Globe Mix-Up: Recording Sheet

Directions: Match each member of the Lunch Bunch Club with the place he or she wants to visit. Cut and glue each picture beside the correct friend. Then, write the evidence that helped you make your inference.

| | My Inference | Evidence |
|-------|--------------|--|
| Sam | | Sam said he wanted to go camping. I know people go camping in the woods. |
| Darcy | | The text states Sam wants to feed rats in the barn. Ms. have barns. |
| Sara | | Sara said she could teach Jenna how to build a sandcastle. You build sandcastles at the beach. |
| Theo | | In the text, Grandma Jean said, "I want to go to the lake." |

The Snow Globe Mix-Up: Recording Sheet

Directions: Match each member of the Lunch Bunch Club with the place he or she wants to visit. Cut and glue each picture beside the correct friend. Then, write the evidence that helped you make your inference.

| | Glue Picture Here: | I infer... |
|------|--------------------|---|
| Sara | | Sara wants to go to... the beach |
| Theo | | Theo wants to go to... the lake |
| Lee | | Lee wants to go to... the desert |

The Snow Globe Mix-Up: Recording

Choose and circle a friend from the Lunch Bunch Club. Record your inference by drawing a picture of the place he or she wants to visit. Last, draw pictures of your schema and clues from the text that helped you make your inference.

my schema:

infer _____ wants to go to:

MISS DECARBO

RECORDING SHEET EXAMPLES:

The Snow Globe Mix-Up: Recording Sheet

Match each member of the Lunch Bunch Club with the place he or she wants to visit. Get a picture beside the correct friend.

| | | | |
|-------|--|------|--|
| Sam | | Sara | |
| Darcy | | Theo | |
| Mike | | Lee | |
| Wendy | | May | |

Name: _____

The Snow Globe Mix-Up: Recording Sheet

Directions: Choose and circle a friend from the Lunch Bunch Club. Record your inference by drawing a picture of the place he or she wants to visit. Then write where you infer he or she wants to visit.

I infer _____ wants to go to _____

my schema:

clues from the text:

Name: _____

The Snow Globe Mix-Up: Recording Sheet

Directions: Read each report carefully. Then, use your schema and clues from the text to infer where each member of the Lunch Bunch Club wants to visit. Draw your inference inside each member's snow globe picture.

Sam:

Darcy:

Mike:

Wendy:

Sara:

Theo:

Lee:

May:

The Snow Globe Mix-Up: Recording Sheet

Directions: Choose and circle a friend from the Lunch Bunch Club. Record your inference by drawing a picture of the place he or she wants to visit. Then write where you infer he or she wants to visit.

Name: _____

I infer _____ wants to go to _____

my schema:

clues from the text:

In the text, Sara wants to go to the woods. I also know many people go camping in the woods.

In the text, Sara wants to go to the woods with his dog. The woods will have a lot of trees to cut for a fire. Sara says he will talk at the night.

Name: _____

The Snow Globe Mix-Up: Recording Sheet

Directions: Match each member of the Lunch Bunch Club with the place he or she wants to visit. Get and glue the correct friend. Then, write where you infer he or she wants to visit.

Glue Picture Here:

I infer _____

Sam wants to go to _____

Darcy wants to go to _____

Mike wants to go to _____

Wendy wants to go to _____

Sara:

Theo:

Lee:

May:

the woods

a farm

outer space

Antarctica

the beach

the lake

the desert

a city

Name: _____

The Snow Globe Mix-Up: Recording Sheet

Directions: Match each member of the Lunch Bunch Club with the place he or she wants to visit. Get and glue the correct friend. Then, write the evidence that helped you make your inference.

My Inference:

Evidence:

Sam said he wanted to go camping. I know people go camping in the woods. The text states she wants to feed animals in the barn. Farms have barns. Mike wants to see sharks up close. Outer space has stars. It would make stars and Mike to get to outer space. The text says penguins, seals, and walrus live there. I know those animals live in Antarctica.

Sara:

Theo:

Lee:

May:

the woods

a farm

outer space

Antarctica

the beach

the lake

the desert

a city

EXTEND THE LEARNING WITH A WRITING PROJECT!

Let the learning and fun continue with an extended writing project! The children will draw pictures of a place they wish to visit one day in their snow globes. Then, they will write a report that describes the place they chose. Your little learners will love putting their comprehension skills to the test as they make inferences about the places each classmate wants to visit one day.

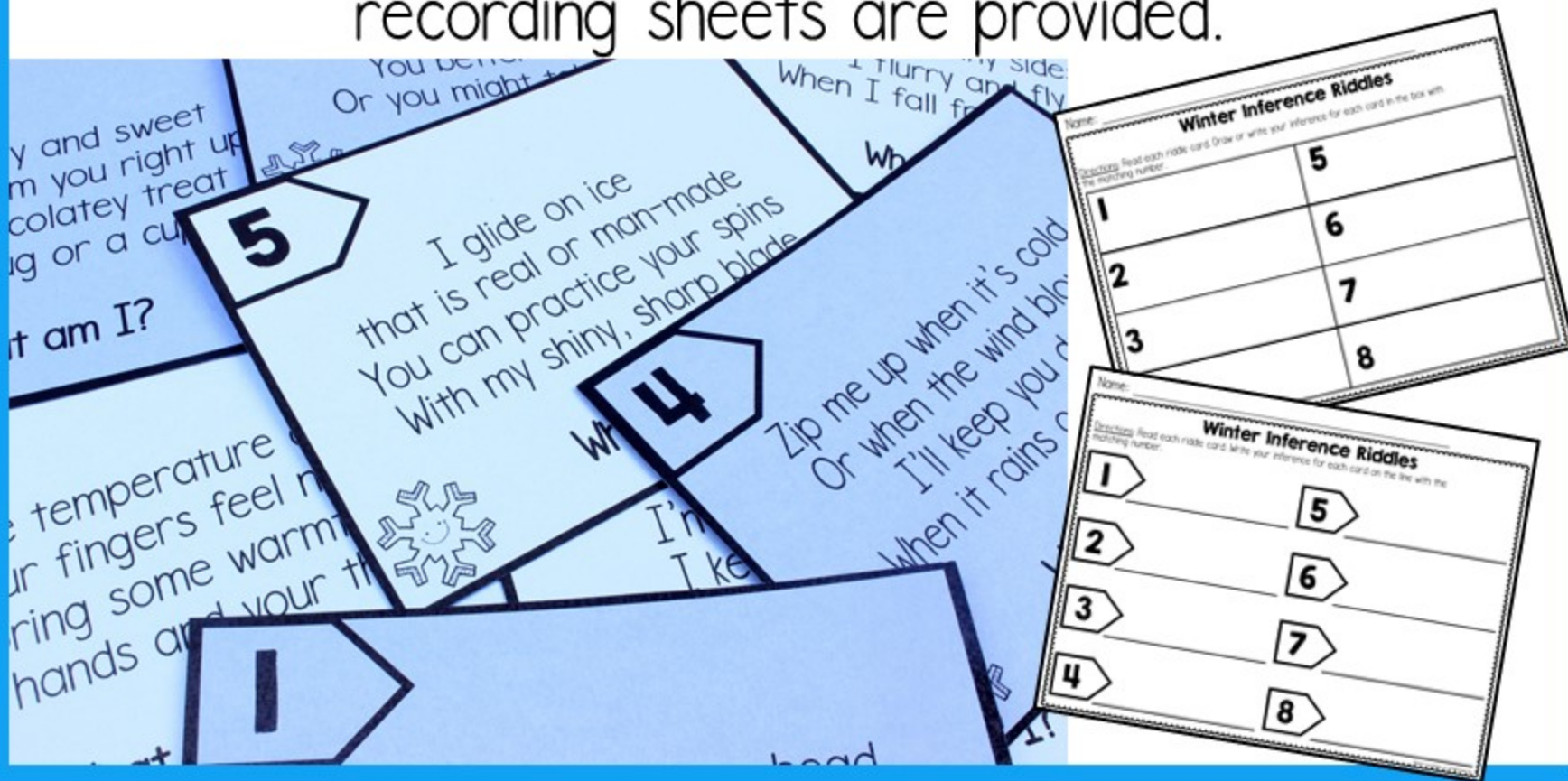


MORE PICTURES AND EXAMPLES:



BONUS! INCLUDES 8 INFERENCE RIDDLE CARDS








Winter inference riddles make a great addition to your mini lessons, small group work, or literacy centers for the month of January. Differentiated recording sheets are provided.



MIXING LEARNING, LITERACY, AND FUN!

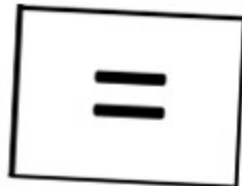


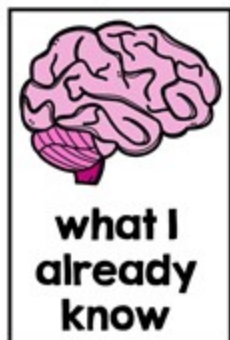


IDEAS FOR USING THIS RESOURCE:

-  whole class mini lesson
-  small group reading
-  literacy centers
-  collaborative group work
-  introduction to inference lesson
-  writing activity
-  whole class comprehension lesson

ADDITIONAL RESOURCES

Included in the following pages are inference anchor chart and poster pieces for you to utilize, if desired. Color and print-friendly versions have been included. In addition to an inference poster, you'll find separate poster pieces that break down what is needed to make an inference.



Eight "task cards" or "inference riddle cards" have also been included for your use. These are great to use in a literacy center, at the small group table, or even as a follow-up mini lesson with the whole class. They would also be a fun introduction to your Lunch Bunch Club lesson plan! Color and print-friendly versions have been included. Two different recording sheets for these task cards have also been added. Students can write or draw their inferences on the recording sheets.





THANK YOU

for choosing a Miss DeCarbo educational resource



Visit My Blog: www.missdecarbo.com

Visit My Store: www.missdecarbotpt.com



CONNECT WITH ME




TERMS OF USE:

Purchase of this download is for one personal classroom use only. If you wish to share this file with a co-worker or any other person, an additional license is required. Additional licenses are available in my shop at a discount. Site Licenses are available. Please email me for further information. Every page is copyrighted. Duplication, or sharing with other classrooms, co-workers, an entire school system, or posting this on any website or blog violates copyright. This includes district and shared servers. You do not have the right to post this file on your blog, website, district website/server, or anywhere online at any time, under any circumstance.

CLIP ART & FONT CREDITS:

Visit Each Artist's Shop By Clicking On The Buttons Below:



Stock photographs from www.shutterstock.com