

HAPPY BIRTHDAY, MERCY WATSON!

a mini read-aloud celebration pack



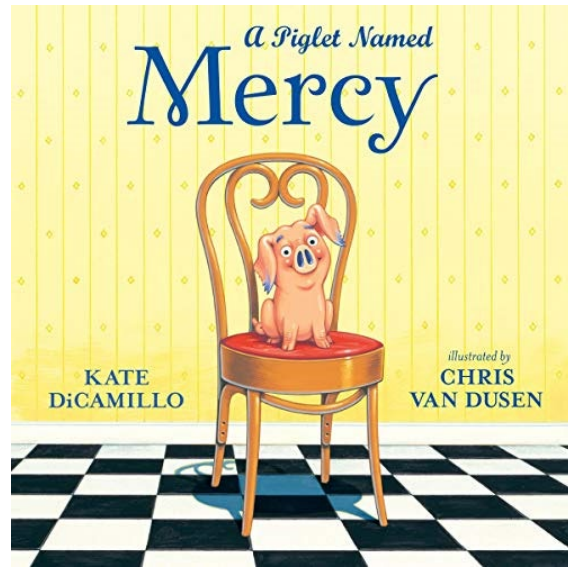
ALL ABOUT THIS RESOURCE

It's time to celebrate *A Piglet Named Mercy* by Kate DiCamillo! After reading all six of the *Mercy Watson* chapter books, my students fell in LOVE with the main character, Mercy Watson. When Kate DiCamillo came out with her prequel book, *A Piglet Named Mercy*, we decided to celebrate having read all of the chapter books together by holding a birthday party for Mercy!

There was BIG anticipation that led up to the birthday party and the reveal of the prequel book on party day! We started our day by unwrapping *A Piglet Named Mercy* and fully enjoyed this culminating read aloud together! We completed some fun reading craftivities throughout our reading block that day, wrote a letter to Kate, made and enjoyed buttered toast, and sang happy birthday to Mercy! It was such a memorable and FUN way to celebrate Kate's book series together!


Please note that this resource does NOT contain any teaching materials or lessons for the Mercy Watson books. These activities are simply fun "celebration" activities that you can use for your Mercy Watson birthday party! I hope you enjoy!

BOOKS WE USED FOR THIS PACK



We focused our day around Kate's prequel book, *A Piglet Named Mercy*. We read this book on our birthday party day after we had read all six chapter books throughout the year as a class. This book tells the story of how baby Mercy Watson came to live with Mr. and Mrs. Watson. Like the chapter books, your students will find this book charming!


The *Mercy Watson* book series contains six chapter books by Kate DiCamillo. They make excellent read-alouds for kindergarten, first, and second grades! You can buy the complete set on Amazon. I did not do anything fancy as far as a reading lesson with these books. We just ENJOYED them together as a class!



WHAT IS INCLUDED?

- List of optional materials I used for this book celebration
- Ideas for using this resource
- My own “schedule” of our birthday party
- Pictures of our Mercy Watson birthday party
- Mercy’s character trait toaster activity
- Mercy writing activity
- A letter to Kate DiCamillo
- Mercy writing headers
- Birthday party extras:
 - Coloring page
 - Design Mercy’s birthday party
 - Mercy word search
 - Make Mercy a birthday card
 - Mercy’s birthday party invitations
- Links to additional resources you may love
- About Miss Decarbo, Inc.
- Terms of use and credits page

IDEAS FOR USING THIS MINI PACK



thematic fun during your reading block




celebration for finishing the *Mercy Watson* series



thematic comprehension and reading activities



family literacy night



celebration for the end of the quarter or year



use as a “Reading Theme Day” during the year!

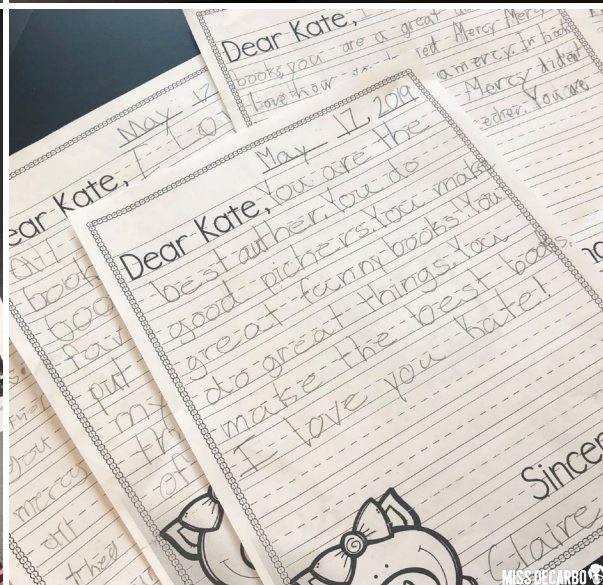


homeschool, after-school, or summer school activities

MY OWN BIRTHDAY PARTY SCHEDULE

morning work	The students worked on a Mercy Watson coloring page. (Included)
“pre-party” activity	We completed the “A Toast to Mercy Watson activity. (Included)
read aloud	We read <i>A Piglet Named Mercy</i> by Kate DiCamillo (Not included)
after reading activity	We completed “Mercy’s Character Trait Toaster” activity. (Included)
birthday snack	Students made toast with butter and drank lemonade. I brought in two four-slice toasters and called them by groups. It went fairly quickly! As students ate and finished their snacks, they made birthday cards for Mercy. A blank birthday card template is included in the pack.
writing activity	Students wrote letters to Kate DiCamillo. (Included)
singing and presents	We sang happy birthday to Mercy as a whole class and “gave” her our “presents”. We did this by sharing the birthday cards we made for Mercy and the letters we wrote to Kate with our friends.
<i>Please Note:</i>	<i>Additional activities are included in this resource that you may want to use. The order and the ways in which you use the resources are entirely up to you! This schedule is provided to get you started with planning ideas for your day.</i>

CLASSROOM PICTURES OF OUR PARTY:



OPTIONAL ADDITIONS TO YOUR MERCY WATSON BIRTHDAY PARTY:



party hats




Make Mercy's favorite snack- buttered toast!



streamers, a banner, and/or balloons



lemonade (from the fifth book)

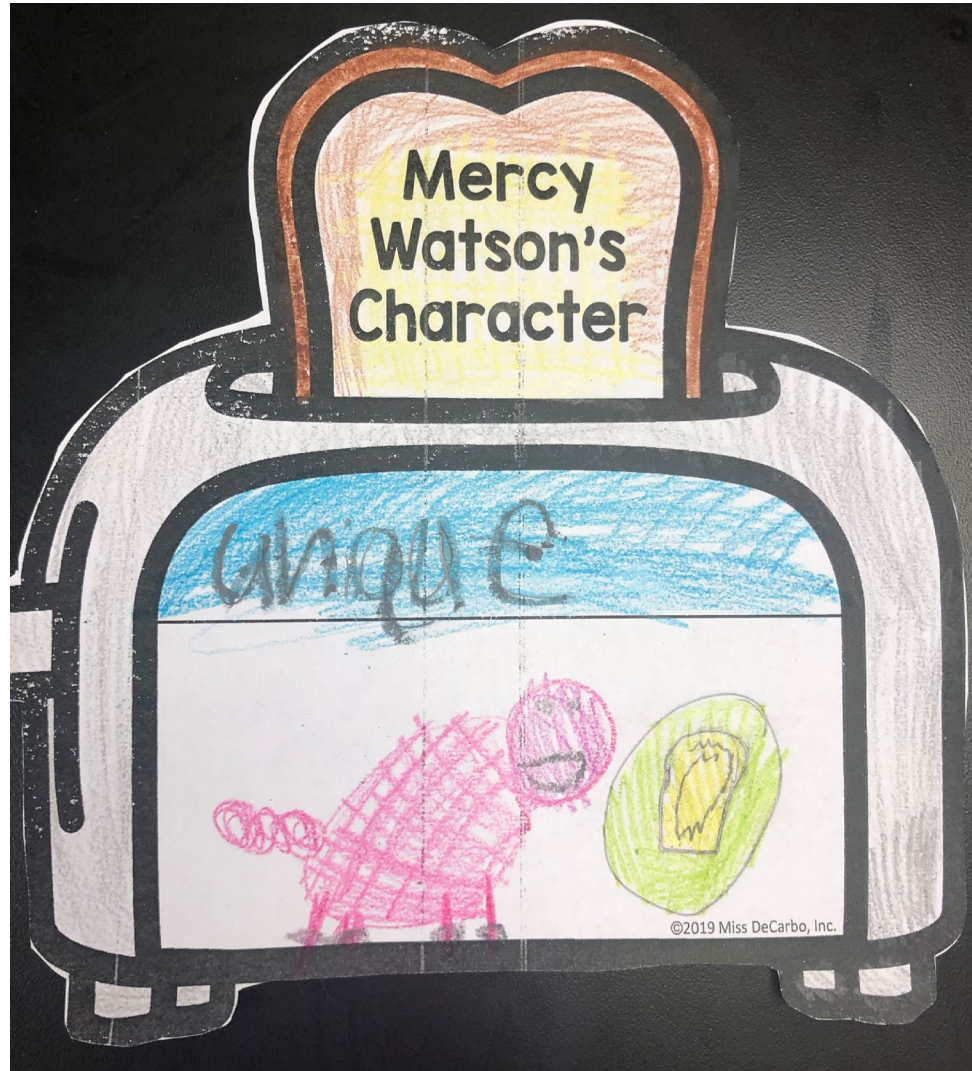


birthday party invitation



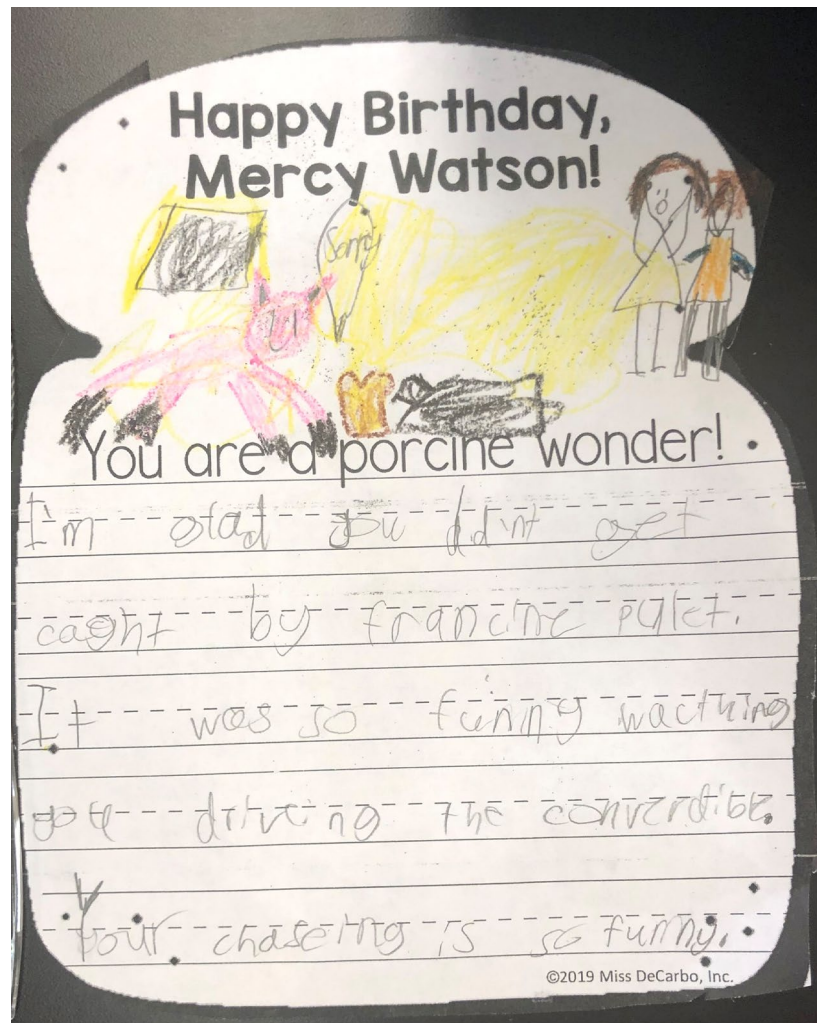
Gift wrap *A Piglet Named Mercy* prior to reading.

MERCY'S CHARACTER TRAIT TOASTER



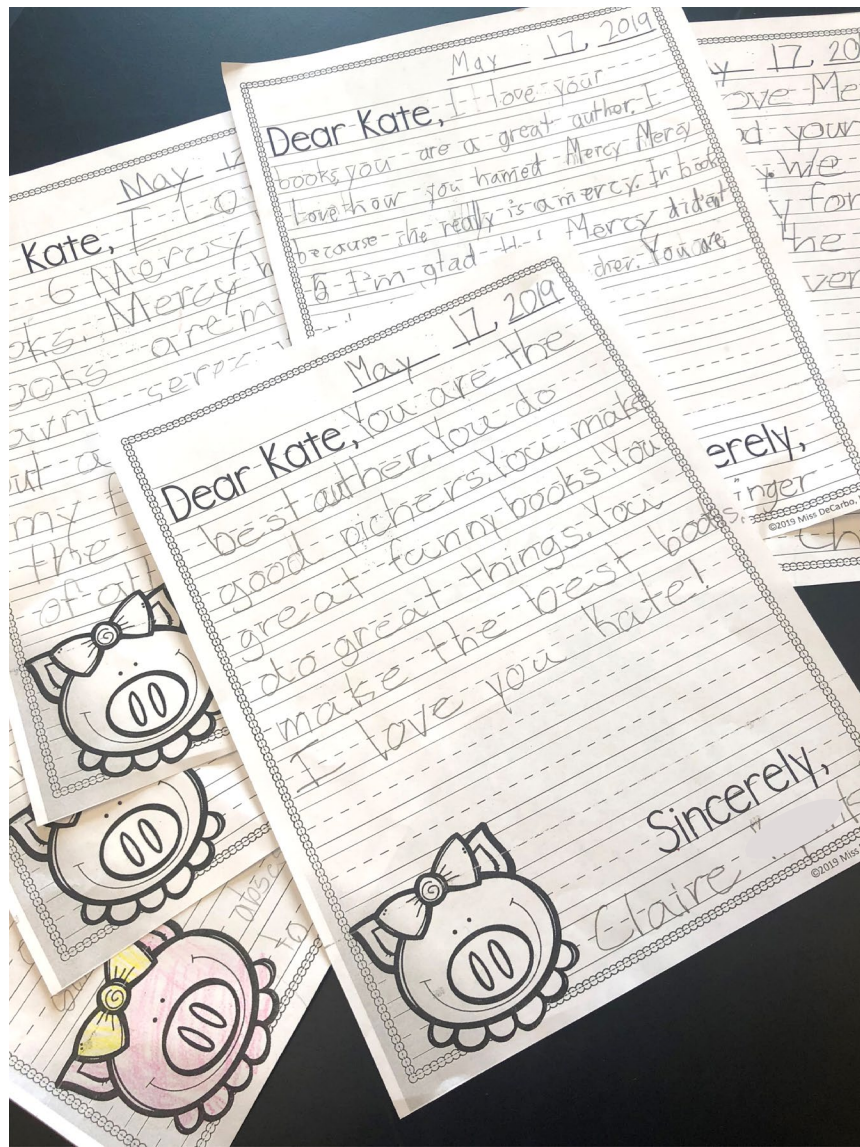
These cute character trait toasters were a huge hit! I've offered two differentiated options. Each student can write a character trait for Mercy on the line and draw a picture below that shows a time when Mercy displayed that character trait. I've also included a full writing template.

A TOAST TO MERCY WATSON




My students completed these toast writing pieces before we started our birthday party. On the pieces of toast, they told Mercy what their favorite adventures were and “celebrated” Mercy by writing to her! This was our “birthday present” to Mercy once the party started. They loved sharing what they wrote with their friends!

A LETTER TO KATE DICAMILLO



After reading so many *Mercy Watson* books, my students felt like Kate DiCamillo was an old friend! During our birthday party celebration, we wrote letters to Kate to thank her for her books. We also told her what we loved about the series, asked her questions, and complimented her writing style! This letter can also be used as a great opinion piece for your class!

MERCY WATSON WRITING HEADERS



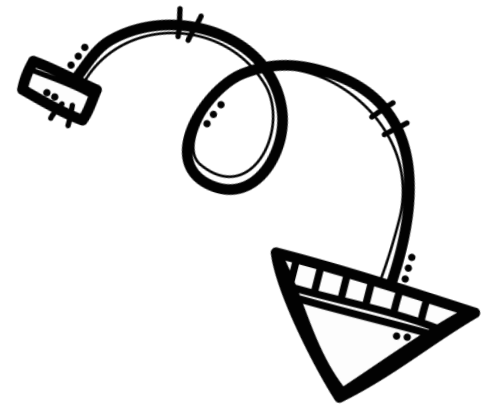
These cute writing headers would make an adorable *Mercy Watson* bulletin board display! You could use them at the end of a chapter book or for a quick writing prompt. Other ideas include predicting what will happen next within a chapter, writing a quick book review, explaining the problem and solution, responding to a favorite part of the book, and making text-to-self or text-to-text connections! Printer friendly and color options are included.

BIRTHDAY PARTY EXTRAS



The following pages contain fun extra activities that you can add to your celebration day. We used the coloring page as our morning work on party day. There is also a birthday card template, invitations that your students can fill out and then give to one another, a word search, and my favorite – “Design Mercy’s Birthday Party”! Students will use what they know and have learned about Mercy’s character to “design” the perfect birthday party based on her personality, likes, etc. This activity would also be a really fun way to kick off the morning before you read the book and head to the party! I hope you love these extra “party favors”!

LOOKING FOR OTHER READING THEME PACKS?



RESTAURANT RETELL

a mini reading transformation pack



MISS DECARBO 

COMPARE AND CONTRAST CONSTRUCTION DAY

a mini reading transformation pack



MISS DECARBO 


ABOUT MISS DECARBO

Christina DeCarbo-Wagers is an elementary teacher from Northeast, Ohio. She holds a Bachelor's degree in Early Childhood Education, a Master's degree in Elementary Literacy, and a specialized K-12 reading endorsement. Christina has experience in instructional consulting, literacy coaching, and professional development services. Over the course of her career she has presented literacy workshops and professional development sessions for Staff Development of Educators, ASCD, and state and local educational conferences. Christina has also provided extensive services and trainings for school districts and educational service centers across the state of Ohio.

Christina is passionate about helping students reach their greatest potential as readers and writers. Her engaging resources are based in developmentally-appropriate research, and are founded in the importance of critical thinking, creativity, and problem-solving skills for young learners. Her educational company, Miss DeCarbo, Inc., was founded in 2012 and provides educators with curriculum, ideas, research-based advice, and inspiration. You can learn more about Miss DeCarbo by visiting her website, www.missdecarbo.com.



CLIP ART & FONT CREDITS:



Stock photographs from www.shutterstock.com



THANK YOU



for choosing a Miss DeCarbo™ educational resource.



CONNECT WITH ME



TERMS OF USE:



Licensing Terms: This download includes a license for one educator only for personal use in his or her classroom. *Licenses are non-transferable, meaning that they cannot be passed on from one teacher to another.* If you want to use this as a grade level, share it with a colleague, or use it with a school or district, *the proper number of additional licenses must be granted in writing by the author.* You can purchase additional licenses at a discount in your "My Purchases" page when you are logged into your Teachers Pay Teachers account. If you are a coach, administrator, or curriculum director interested in transferable licenses to accommodate yearly staff changes, contact me for a quote at christina@missdecarbo.com.

Copyright Terms: *Every page of this document is copyrighted.* This resource may not be uploaded to the Internet in any form, including classroom/personal websites or blogs, or district or shared servers that those who did not purchase an additional license could access. Uploading the file to the internet is a direct violation of copyright. Replications are not allowed.