


# FEBRUARY READ & INFER

## THE VALENTINE'S DAY MIX-UP

A Lunch Bunch Club Inference Series





# MEET THE LUNCH BUNCH CLUB!

Join Sam, Sara, Mike, Lee, Theo, Wendy, Darcy, and May in this fun inference series! These eight friends love having lunch together at school, but sometimes, things at Kind Elementary School get **MIXED UP!** In each inference pack, your students will help the Lunch Bunch Club solve a big problem by using their own schema and clues from the text to make inferences. Can your students help the Lunch Bunch Club friends by working together to be literacy detectives? With each pack, your students will learn more and more about the members of the Lunch Bunch Club. My hope is that your students come to know these eight characters as “old pals” within your classroom. I just know you and your students will have a blast with this resource! At the same time, they will build important literacy skills as they infer, draw conclusions, make predictions, write about their reading and reasoning, and think critically.

Darcy

Sam

Mike

Wendy

Sara

Lee

Theo

May

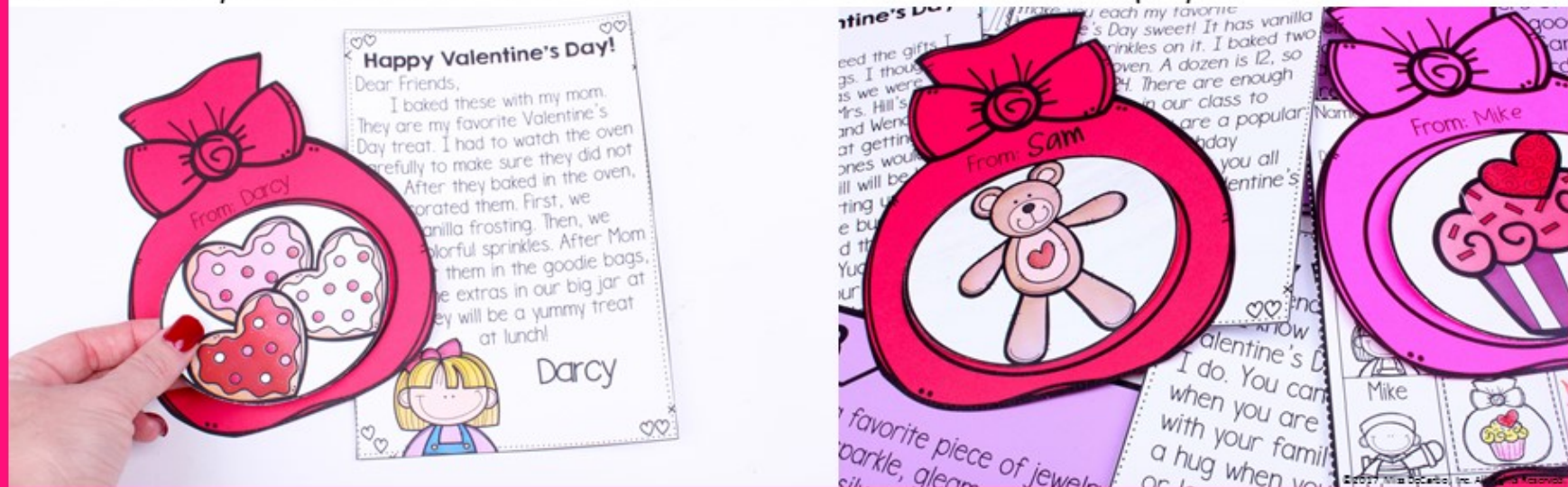


# The Valentine's Day Mix-Up

Friendship is in the air at Kind Elementary School! The Lunch Bunch Club kids are so excited for the big Valentine's Day party. Each member made little goodie bags to pass out to their friends at the party. They filled the bags with special treats or toys. They also wrote Valentine's Day cards to go with their goodie bags so that everyone would know which goodie bag each friend was passing out. Like always, there was a little mix-up that caused a BIG problem! The members of the Lunch Bunch Club forgot to tape their cards onto their goodie bags. Now no one knows who the goodie bags are from! Can you help the Lunch Bunch Club? Read each Valentine's Day card carefully. Use your schema (what you already know) and clues from the text to figure out which goodie bag each friend in the Lunch Bunch Club brought to the Valentine's Day party. When you find the match, place the picture of the treat into the correct goodie bag so that everyone will know who it is from. Good luck!

# CAN YOUR STUDENTS HELP THE LUNCH BUNCH CLUB?

The Valentine's Day party at Kind Elementary School is today! The members of the Lunch Bunch Club brought goodie bags to pass out to their friends. They each wrote a Valentine's Day card to go with their goodie bags, but they forgot to tape the cards to the bags! Now their goodie bags are all mixed up. Can you read the cards to figure out which goodie bag each member of the Lunch Bunch Club made to pass out? Use your schema and clues from the text to help you infer!





## DIFFERENTIATED RECORDING SHEETS: EXAMPLES

**Valentine's Day Mix-Up: Recording**

Record your inference by drawing a picture of what you infer from the clues and the clues from the text.

**Clues:**

- a teddy bear
- cookies
- a cupcake
- candy hearts
- a cake
- chocolate

**Members:** Lee, May, Sara, Theo, Wendy, Mike

**Recording Area:**

I infer \_\_\_\_\_ made this bag:

my schema:

clues from the text:

**Valentine's Day Mix-Up: Recording**

Record your inference by drawing a picture of what you infer from the clues and the clues from the text.

**Clues:**

- a teddy bear
- cookies
- a cupcake
- candy hearts
- a cake
- chocolate

**Members:** Lee, May, Sara, Theo, Wendy, Mike

**Recording Area:**

I infer \_\_\_\_\_ made this bag:

my schema:

clues from the text:

**Valentine's Day Mix-Up: Recording**

Record your inference by drawing a picture of what you infer from the clues and the clues from the text.

**Clues:**

- a teddy bear
- cookies
- a cupcake
- candy hearts
- a cake
- chocolate

**Members:** Lee, May, Sara, Theo, Wendy, Mike

**Recording Area:**



I infer \_\_\_\_\_ made this bag:

my schema:

clues from the text:

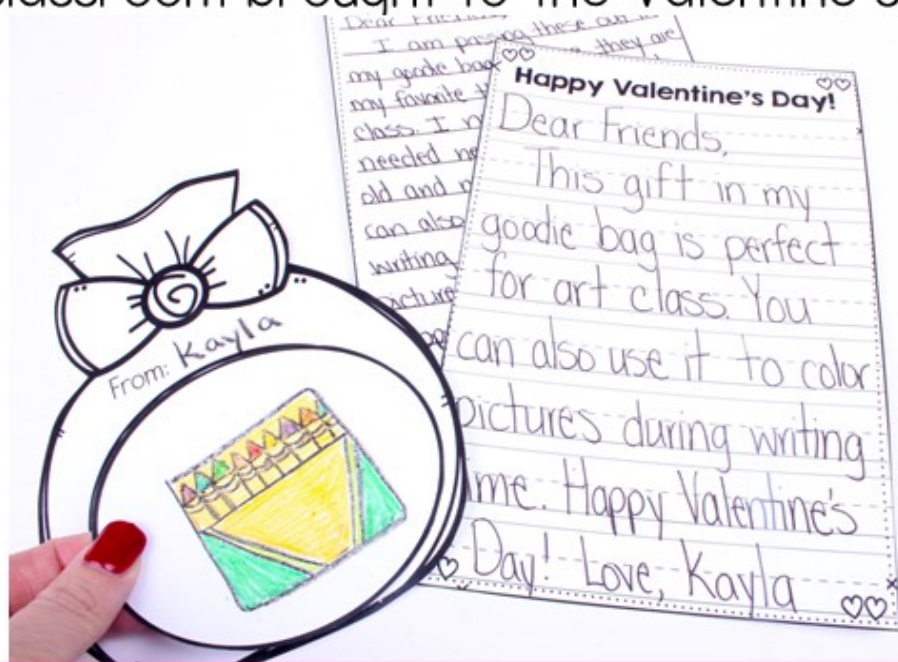


# RECORDING SHEET EXAMPLES:



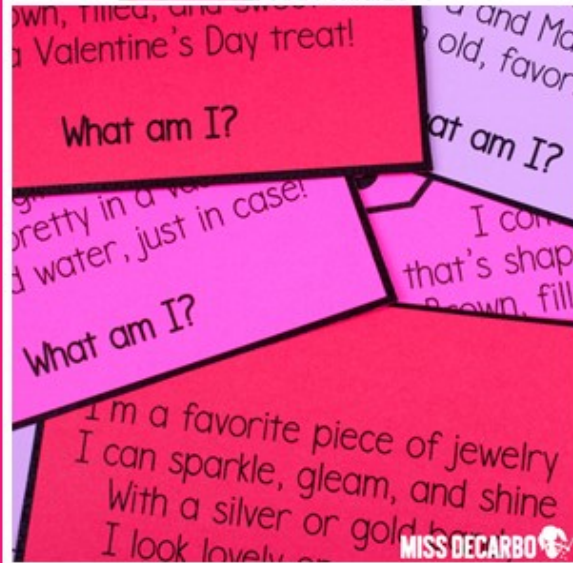

# EXTEND THE LEARNING WITH A WRITING PROJECT!

Let the learning and fun continue with an extended writing project! Each child will draw a picture of a treat or toy they would want to fill their goodie bag with for the party. Then, your students will write a Valentine's Day card that gives clues about what is in the goodie bag. Your little learners will love putting their comprehension skills to the test as they make inferences about which goodie bag each friend in their classroom brought to the Valentine's Day party!





# MORE PICTURES AND EXAMPLES:



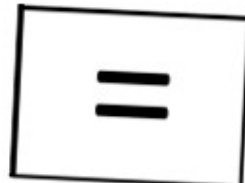

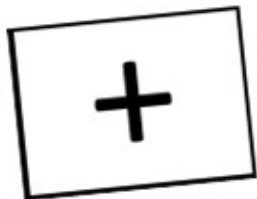
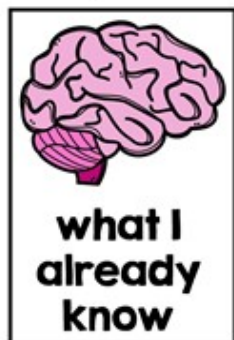


# MIXING LEARNING, LITERACY, AND FUN!

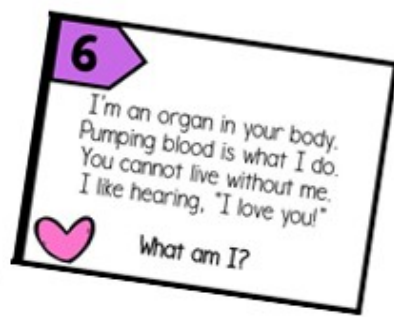


# ADDITIONAL RESOURCES

Included in the following pages are inference poster pieces and an anchor chart for you to utilize if desired. Color and print-friendly versions have been included. In addition to an inference poster, you'll find separate poster pieces that break down what is needed to make an inference.



Eight inference riddle cards have also been included for your use. These are great to use in a literacy center, at the small group table, or even as a follow-up mini lesson with the whole class. They would also be a fun introduction to your Lunch Bunch Club lesson plan! Color and print-friendly versions have been included. Two different recording sheets for these task cards have also been added. Students can write or draw their inferences on the recording sheets.





# IDEAS FOR USING THIS RESOURCE:



whole class mini lesson



small group reading



literacy centers



collaborative group work



introduction to inference lesson



writing activity



whole class comprehension lesson



# THANK YOU

for choosing a Miss DeCarbo educational resource.



Visit my blog: [www.missdecarbo.com](http://www.missdecarbo.com)

Visit my store: [www.missdecarbotpt.com](http://www.missdecarbotpt.com)



## CONNECT WITH ME




## TERMS OF USE:

Purchase of this download is for one personal classroom use only. If you wish to share this file with a co-worker or any other person, an additional license is required. Additional licenses are available in my shop at a discount. Site licenses are available. Please email me for further information. Every page is copyrighted. Duplication, or sharing with other classrooms, co-workers, an entire school system, or posting this on any website or blog violates copyright. This includes district and shared servers. You do not have the right to post this file on your blog, website, district website/server, or anywhere online at any time, under any circumstance.



# CLIP ART & FONT CREDITS:

Visit Each Artist's Shop By Clicking On The Buttons Below:



Stock photographs from [www.shutterstock.com](http://www.shutterstock.com)