

# ELA SCAVENGER HUNTS FOR DISTANCE LEARNING

Make virtual meetings and lessons interactive and fun!



Use during  
Zoom™  
or Google  
Meet™ lessons!



# THANK YOU

for choosing a Miss DeCarbo™ educational resource



## CONNECT WITH ME



## TERMS OF USE:

Licensing Terms: This download includes a license for one educator only for personal use in his or her classroom. *Licenses are non-transferable, meaning that they cannot be passed on from one teacher to another.* If you want to use this as a grade level, share it with a colleague, or use it with a school or district, *the proper number of additional licenses must be purchased.* You can purchase additional licenses at a discount in your “My Purchases” page when you are logged into your Teachers Pay Teachers account. If you are a coach, administrator, or curriculum director and are interested in transferable licenses to accommodate yearly staff changes, contact me for a quote at [christina@missdecarbo.com](mailto:christina@missdecarbo.com).

Copyright Terms: *Every page of this document is copyrighted.* This resource may not be uploaded to the Internet in any form, including classroom/personal websites or blogs and district or shared servers that those who did not purchase an additional license could access. Uploading the file to the Internet is a direct violation of copyright.

\*If you are a teacher who is using distance learning and/or teaching remotely, you may directly share this pdf file with your students' parents through a secure app or non-public site. You may not share this file or make it available to other teachers, or any other person who is not your current student, or an immediate family member of a current student.

# ABOUT THIS RESOURCE

This resource contains six fun and quick ELA scavenger hunts that you can use during virtual meetings with your class! Use them during a Zoom™ meeting or a Google Meet™ lesson by sharing your screen while students participate in each scavenger hunt. A PDF and a PowerPoint slideshow version is included. You will need to be able to open one of these file types when you share your screen in order to use this resource. You can have students complete one scavenger hunt per meeting, or you can complete as many as you would like!

The scavenger hunts cover six ELA phonics topics: beginning sounds, ending sounds, digraphs, short vowels, long vowels, and syllables. Each of the six scavenger hunt topics contains five things for students to find and bring back to their computers or devices. Each challenge also contains either a “Let’s Think and Talk About It!” prompts or three Challenge Riddles for the teacher so that you can lead your class in further discussions about the object they just found or the focus phonics topic. The answer key for the bonus challenges is on page 6 of the Teacher PDF file.

The scavenger hunts are great to use as a meeting warm-up, game, lesson introduction, lesson review, and for spiral review and practice. They are geared toward first grade but could be used for kindergarten introductions and second grade review, too, as a way to get students warmed up and interacting with one another and as a way to increase participation during your virtual meetings. I hope you enjoy these ELA hunts!

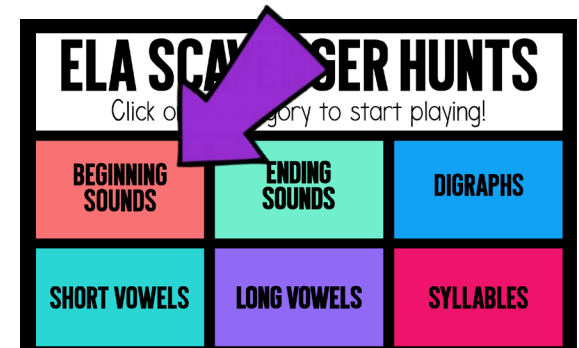
# DIRECTIONS...PAGE I

These scavenger hunts are designed to be used during virtual meetings on a platform such as Zoom or Google Meet. You can use either the PDF version or the PowerPoint slideshow version to share your screen.

To start a scavenger hunt game, share your screen with your class. The “share screen” button varies in location and function depending on the platform you are using. You’ll want to refer to your platform’s website if you are unsure how to share your screen.

Click on the category for the scavenger hunt you wish to use.

A slide for Challenge #1 will show up on the screen. Read the directions for your students, and send them off to find their first object. I like to read the directions to them and then say something like, “Ready, set, go!” I tell my students ahead of time that they have a couple of minutes to find their items and bring them back to their devices or computers.



# DIRECTIONS...PAGE 2

Allow students to share what they found. If you want, use the teacher discussion box. Some challenges have a “Let’s Think and Talk About It!” prompt to further discuss the concept with your students. Others have “Bonus Challenge Riddles”. For these boxes, there are three “What am I?” riddles. The answers to the riddles will follow the main challenge’s phonics focus. You’ll find the teacher answer keys to these riddles in the Teacher PDF file.

When you are ready to move on to Challenge #2, click the black forward arrow, and repeat this process until all five challenges have been completed.

After Challenge #5, click the black forward arrow.

Congratulations! You have completed the scavenger hunt! Click the house picture to head back to the home screen to either choose a new category or end the scavenger hunt.

## CHALLENGE #2

Find something that starts with the same sound as the picture.



**BONUS CHALLENGE RIDDLES**

- 1) You use me to eat with. What am I?
- 2) You put shoes on me. What am I?
- 3) You can catch and throw me. What am I?

## CHALLENGE #2

Find something that starts with the same sound as the picture.




**BONUS CHALLENGE RIDDLES**

- 1) You use me to eat with. What am I?
- 2) You put shoes on me. What am I?
- 3) You can catch and throw me. What am I?

## CHALLENGE #5

Find something that starts with the same sound as the picture.



**BONUS CHALLENGE RIDDLES**

- 1) Peanut butter is my best friend. What am I?
- 2) I hold things and often drop them. What am I?
- 3) You can drink me. I taste like fruit. What am I?

## CONGRATULATIONS

You completed all five scavenger hunt challenges. Way to go!



Click the house to return to the home screen.



# EXAMPLES OF SCAVENGER HUNT CHALLENGES:

## CHALLENGE #1

Find something that starts with the same letter as your first name.

## CHALLENGE #5

Find something that starts with the same sound as the picture.



- 1) Peanut butter
- 2) I hold things
- 3) You can drink

## CHALLENGE #2

Find something that has the same digraph sound as the



## CHALLENGE #4

Find something that has the same digraph sound as "whale".



How many letters are in "when"?  
How many sounds are in "when"?

## CHALLENGE #2

Find something that has a sound in it, like in



## CHALLENGE #4

Find something that has a long o sound in it, like in "soap".



What do the words "bone", "boat", and "bowl" all have in common?

## CHALLENGE #3

Find something that starts with the same sound as the picture



- 1) You put
- 2) I'm a de
- 3) You use

## CHALLENGE #1


Find something that ends with the /t/ sound, like in "rat".



- 1) I fly at night. I hang upside
- 2) I'm an animal doctor. What
- 3) You can use me to catch

## CHALLENGE #1

Find something that ends with the /n/ sound, like in "sun".



- 1) I can help you eat soup. What am I?
- 2) I'm sweet and juicy. I have seeds. What am I?
- 3) I fall from the sky. What am I?

## CHALLENGE #5

Find something that ends with the /g/ sound, like in



## CHALLENGE #1

Find how many syllables are in your first name.



How many vowels are in your first name?

## CHALLENGE #4

Find something that has two syllables.



How many vowel sounds do you hear in the word you chose?

# YOU MAY ALSO LOVE THESE DISTANCE LEARNING RESOURCES:

## MATH SCAVENGER HUNTS FOR DISTANCE LEARNING

Make virtual meetings and lessons interactive and fun!



Use during  
Zoom™  
or Google  
Meet™ lessons!

MISS DECARBO 

## PAPERLESS DAILY DENDRITE CHALLENGE

a digital resource for critical thinking



# YEAR-LONG BUNDLE

MISS DECARBO 

# ABOUT MISS DECARBO

Christina DeCarbo-Wagers is an elementary teacher from Northeast Ohio. She holds a Bachelor's degree in Early Childhood Education, a Master's degree in Elementary Literacy, and a specialized K-12 reading endorsement. Christina has experience in instructional consulting, literacy coaching, and professional development services. Over the course of her career, she has presented literacy workshops and professional development sessions for Staff Development of Educators, ASCD, and state and local educational conferences. Christina has also provided extensive services and trainings for school districts and educational service centers across the state of Ohio.

Christina is passionate about helping students reach their greatest potential as readers and writers. Her engaging resources are based on developmentally-appropriate research and are founded in the importance of critical thinking, creativity, and problem-solving skills for young learners. Her educational company, Miss DeCarbo, Inc., was founded in 2012 and provides educators with curriculum, ideas, research-based advice, and inspiration. You can learn more about Miss DeCarbo by visiting her website, [www.missdecarbo.com](http://www.missdecarbo.com).





# CLIP ART & FONT CREDITS:

