

DECEMBER READ & INFER THE CHRISTMAS MIX-UP

a Lunch Bunch Club inference series



Darcy

Sam

Mike

Wendy

Sara

Lee

Theo

May



MEET THE LUNCH BUNCH CLUB!

Join Sam, Sara, Mike, Lee, Theo, Wendy, Darcy, and May in this fun inference series! These eight friends love having lunch together at school - but sometimes, things at Kind Elementary School get **MIXED UP!** In each inference pack, your students will help the Lunch Bunch Club solve a big problem by using their own schema and clues from the text to make inferences. Can your students help the Lunch Bunch Club friends by working together to be literacy detectives? With each pack, your students will learn more and more about the members of the Lunch Bunch Club. My hope is that your students come to know these eight characters as "old pals" within your classroom. I just know you and your students will have a blast with this resource! At the same time, they will build important literacy skills as they infer, draw conclusions, make predictions, write about their reading and reasoning, and think critically.

Darcy

Sam

Mike

Wendy

Sara

Lee

Theo

May



The Christmas Mix-Up

It's Christmas at Kind Elementary School! This month, each member of the Lunch Bunch Club painted an ornament to give to someone they care about. They even made Christmas cards and wrote about the ornaments they decorated. However, there was a BIG mix up in Mr. Ron's art room! The members of the Lunch Bunch Club forgot to put their names on their Christmas projects, and now their ornaments are all mixed up! Can you help the Lunch Bunch Club? Read each Christmas card carefully. Use your schema (what you already know), and clues from the text, to figure out which friend painted each ornament. When you find the match, place the ornament in the correct gift box so that the Lunch Bunch Club can pass out their Christmas presents. Good luck!

CAN YOUR STUDENTS HELP THE LUNCH BUNCH CLUB?

The ornaments they painted and decorated for their Christmas gifts are all mixed up! Use your schema and clues from the text to infer which ornament each member of the Lunch Bunch Club painted.



DIFFERENTIATED RECORDING SHEETS: EXAMPLES

The Christmas Mix-Up: Recording Sheet

Directions: Match each member of the Lunch Bunch Club with the ornament he or she painted in the first column. Then, write the evidence that helped you infer.

Member	Ornament	My Inference	Evidence
Sam		Sam painted a...	
Darcy		Darcy painted a...	
Mike			

The Christmas Mix-Up: Recording Sheet

Directions: Match each member of the Lunch Bunch Club with the ornament he or she painted in the first column. Then, write the evidence that helped you infer.

Member	Ornament	My Inference	Evidence
Sam		Sam painted a...	
Theo		Darcy painted a...	
Lee			

The Christmas Mix-Up: Recording Sheet

Directions: Match each member of the Lunch Bunch Club with the ornament he or she painted in the first column. Then, write the evidence that helped you infer.

Member	Ornament	My Inference	Evidence
Sam		Sam painted a...	
Darcy		Darcy painted a...	
Theo			

RECORDING SHEET EXAMPLES:



EXTEND THE LEARNING WITH A WRITING PROJECT!

Let the learning and fun continue with an extended writing project! The children will decorate their own Christmas ornaments and write their own clues. Your little learners will love putting their comprehension skills to the test as they make inferences about their classmates' ornaments.



MORE PICTURES AND EXAMPLES:



BONUS! INCLUDES 8 INFERENCE RIDDLE CARDS








Thanksgiving inference riddles make a great addition to your mini lessons, small group work, or literacy centers for the month of December. Differentiated recording sheets are provided.



MIXING LEARNING, LITERACY, AND FUN!

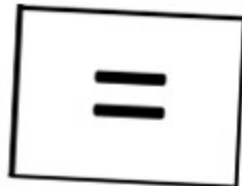


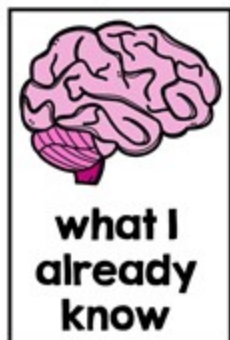


IDEAS FOR USING THIS RESOURCE:

-  whole class mini lesson
-  small group reading
-  literacy centers
-  collaborative group work
-  introduction to inference lesson
-  writing activity
-  whole class comprehension lesson

ADDITIONAL RESOURCES

Included in the following pages are inference anchor chart and poster pieces for you to utilize, if desired. Color and print-friendly versions have been included. In addition to an inference poster, you'll find separate poster pieces that break down what is needed to make an inference.



Eight "task cards" or "inference riddle cards" have also been included for your use. These are great to use in a literacy center, at the small group table, or even as a follow-up mini lesson with the whole class. They would also be a fun introduction to your Lunch Bunch Club lesson plan! Color and print-friendly versions have been included. Two different recording sheets for these task cards have also been added. Students can write or draw their inferences on the recording sheets.





THANK YOU

for choosing a Miss DeCarbo educational resource



Visit My Blog: www.missdecarbo.com

Visit My Store: www.missdecarbotpt.com



CONNECT WITH ME






TERMS OF USE:

Purchase of this download is for one personal classroom use only. If you wish to share this file with a co-worker or any other person, an additional license is required. Additional licenses are available in my shop at a discount. Site Licenses are available. Please email me for further information. Every page is copyrighted. Duplication, or sharing with other classrooms, co-workers, an entire school system, or posting this on any website or blog violates copyright. This includes district and shared servers. You do not have the right to post this file on your blog, website, district website/server, or anywhere online at any time, under any circumstance.

CLIP ART & FONT CREDITS:

Visit Each Artist's Shop By Clicking On The Buttons Below:



Stock photographs from www.shutterstock.com