



Vowel Team Edition

# BRAINAMIN™

The fast thinking game that's a vitamin for your brain!™

MISS DECARBO™

# TWO VOWEL TEAM GAMES INCLUDED



Phonics Edition: Vowel Teams #1

## BRAINAMIN™

The fast thinking game that's a vitamin for your brain!™

MISS DECARBO™



Phonics Edition: Vowel Teams #2

## BRAINAMIN™

The fast thinking game that's a vitamin for your brain!™

MISS DECARBO™

# **BRAINAMIN™ BENEFITS:**

The fast thinking game that's a vitamin for your brain!™








Brainamin™ is designed to be a challenging educational game for little ones! While playing the phonics edition games, students will work on important skills including phonics, fluency, word recognition, and critical thinking. Students must quickly put their "reading brains" to work by being the first player to uncover and call out the matching word and picture.

While many educational games require students to wait their turn before challenging themselves and attempting the skill at hand, Brainamin™ allows ALL players to be actively involved in learning during each and every round. Students must decode and read all six words on the word card. Then, they must quickly scan all six pictures and call out the match before any other player. Students could also play this game independently by using a sand timer to "beat the clock."

The result is a fast-paced game that takes "matching" to the next level by creating an engaging experience that mixes learning and fun! Students will build literacy skills, visual-discrimination skills, visual-motor skills, processing skills, and so much more! I hope you enjoy playing this game. Have fun!


**MISS DECARBO™**

# IDEAS FOR USING THIS RESOURCE:

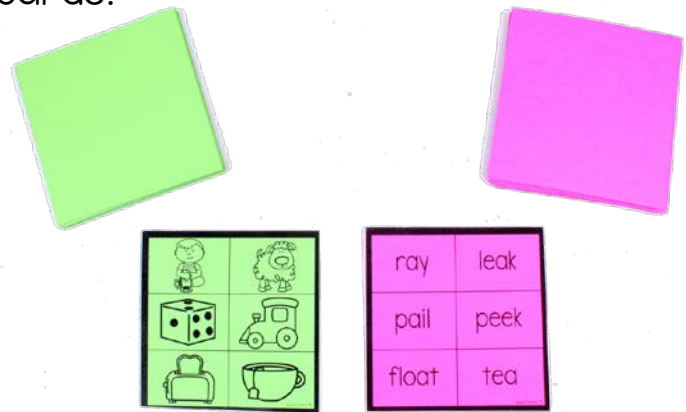
-  small groups (warm-ups, phonics, word work)
-  literacy centers
-  fast finisher games
-  partner reading games
-  RTI, one-on-one intervention, tutoring
-  morning work tubs
-  small group “quick closing” activity

# HOW TO PLAY


**STEP 1:** Shuffle the Word Cards and Picture Cards. Put the Word Cards and Picture Cards face down.




**STEP 2:** Flip over the top card from each pile. Make sure everyone can see the cards.



**STEP 3:** Be the first player to call out the matching word and picture. If you are first, you get to collect both cards.



**STEP 4:** Keep playing until all of the cards are collected. The player with the most matches wins!





# THANK YOU



for choosing a Miss DeCarbo™ educational resource



Visit My Blog: [www.missdecarbo.com](http://www.missdecarbo.com)

Visit My Store: [www.missdecarbotpt.com](http://www.missdecarbotpt.com)



# CONNECT WITH ME



# TERMS OF USE:



Purchase of this download is for one personal classroom use only. If you wish to share this file with a co-worker or any other person, an additional license is required. Additional licenses are available in my shop at a discount. Site Licenses are available. Please email me for further information. Every page is copyrighted. Duplication, or sharing with other classrooms, co-workers, an entire school system, or posting this on any website or blog violates copyright. This includes district and shared servers. You do not have the right to post this file on your blog, website, district website/server, or anywhere online at any time, under any circumstance.