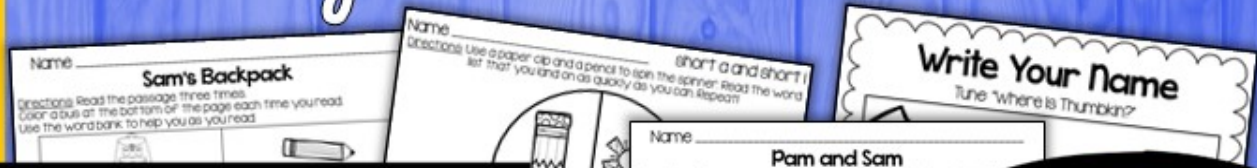


August & September Just Print Fluency Pack

By Miss DeCarlo



passages

poems

phonics

plays



Name _____

Pam and Sam

Directions: Choose a part to read in this play. Read and practice with your partner. Then, switch parts and read it again.

	Pam	Sam
Can you jump?	Yes, I can jump.	
Can you run?	Yes, I can run.	
Can you skip?	Yes, I can skip.	
Can you hop?	Yes, I can hop.	

Draw a picture to match the...







Ideas For Using This Pack:

- Small Group Reading
- Guided Reading "Warm Ups"
- No Prep Literacy Centers
- Sub Days
- Morning Work
- Homework
- Partner Reading
- Read to Someone Time
- Tutoring
- Intervention Time
- Poetry Time
- Advanced Kindergarten
- First Grade Readers
- Struggling Second Grade
- Intervention Specialists

passages

Name _____ The First Day




Directions: Read the passage three times.
Color a bus at the bottom of the page each time you read.
Use the word bank to help you as you read.

	
pat	school
	
bus	lunch

Name _____



Late to School

Directions: Read the passage three times.
Color a bus at the bottom of the page each time you read.
Use the word bank to help you as you read.

	
pam	alarm clock
	
	school

Name _____ Sam's Backpack


Directions: Read the passage three times.
Color a bus at the bottom of the page each time you read.
Use the word bank to help you as you read.

	
	pencil

Name _____

A New Friend

Directions: Read the passage three times.
Color a bus at the bottom of the page each time you read.
Use the word bank to help you as you read.

	
Jack	Bill
	
lunch	ball

Jack met Bill at school. Bill is his new friend. Jack sat next to Bill at lunch. Jack and Bill like to play ball. Jack and Bill have a lot of fun!



1st Read



2nd Read



3rd Read

© 2015 Miss DeCarbo, Inc.

Name _____



scissors

backpack. He

backpack.

scissors.

back!




3rd Read

© 2015 Miss DeCarbo, Inc.

Success

Directions: Read the passage three times.
Color a bus at the bottom of the page each time you read.
Use the word bank to help you as you read.


hopscotch

swing

have fun at
to play

hopscotch. Brad likes to go on the
slide. He likes to swing.



1st Read



2nd Read



3rd Read

© 2015 Miss DeCarbo, Inc.

poems

Read, Read, Read!

Tune: "Row, Row, Row Your Boat"



Read, read
Books
I love read
When w



If you're read
Tap your

If you're ready for the hallway
Tap your toes (tap, tap)
Keep your hands down at your side
Face the front and smile wide
If you're ready for the hallway
Zip your lips! (Zip! Zip!)

©2015 Miss DeCarbo, Inc.

Write Your Name

Tune: "Where Is Thumbkin?"



ame down
me down
the page,

the Bus

ridge Is Falling Down"

the bus to school
we sit down,

That's the rule!
Drivers help take care of us
On the school bus!

©2015 Miss DeCarbo, Inc.

©2015 Miss DeCarbo, Inc.

phonics

Name _____ letter sounds
Directions: Use a paper clip and a pencil to spin the spinner. Read the word list that you land on as quickly as you can. Repeat!



c

Name _____ digraphs
Directions: Use a paper clip and a pencil to spin the spinner. Read the word list that you land on as quickly as you can. Repeat!



ck

Name _____ blends
Directions: Use a paper clip and a pencil to spin the spinner. Read the word list that you land on as quickly as you can. Repeat!



st

sn

sn

bl

cr

tr

pr

sw

cl

gl

fr

bl

dr

tw

st

tr

br

fl

sl

sm

sn

cl

gr

pr

©2015 Miss DeCarbo, Inc.

Name _____
Directions: Use a paper clip and a pencil to spin the spinner. Read the word list that you land on as quickly as you can. Repeat!



pen

beg

set

get

ten

met

leg

hen

pot

Tom

dog

not

fog

sun


gum

run

sum

©2015 Miss DeCarbo, Inc.

Name _____ short a and short o
Directions: Use a paper clip and a pencil to spin the spinner. Read the word list that you land on as quickly as you can. Repeat!



hat

sit

him

rat

pad

lit

can

bin


©2015 Miss DeCarbo, Inc.

plays

Name _____

Pam and Sam

Directions: Choose a part to read in this play. Read and practice the play with your partner. Then, switch parts and read it again!

	Pam		Sam
-----------------------------------------------------------------------------------	-----	-----------------------------------------------------------------------------------	-----

Can you jump?

Yes, I can jump.

Can you run?

Yes, I can run.

Can you swim?

Yes, I can swim.

Name _____

I Like School

Directions: Choose a part to read in this play. Read and practice the play with your partner. Then, switch parts and read it again!

	Jill		Bill
-----------------------------------------------------------------------------------	------	-------------------------------------------------------------------------------------	------

I like to go to school.

I like to read.

Name _____

Bunny and Hamster

Directions: Choose a part to read in this play. Read and practice the play with your partner. Then, switch parts and read it again!

	Bunny
-------------------------------------------------------------------------------------	-------

I am a bunny.

I am a hamster.

I am black and white.

I am tan and brown.

I can jump and hop.

I can run fast.



Will you play with me?

Yes! Let's go play!

Name _____

Dog and Cat

Directions: Choose a part to read in this play. Read and practice the play with your partner. Then, switch parts and read it again!

	Dog		Cat
-----------------------------------------------------------------------------------	-----	-----------------------------------------------------------------------------------	-----

Do you have a snack?

No, I do not have a snack.

Do you have a ball?

No, I do not have a ball.

Do you have a cat bed?

No, I do not have a cat bed.


Do you have a pal?

Yes! You are my pal!

Name _____

Pigs

Directions: Choose a part to read in this play. Read and practice the play with your partner. Then, switch parts and read it again!

	Pig 2
---------------------------------------------------------------------------------------	-------

I like to play.

I like to run.

I like to jump.

I like to swim.

I like to eat.

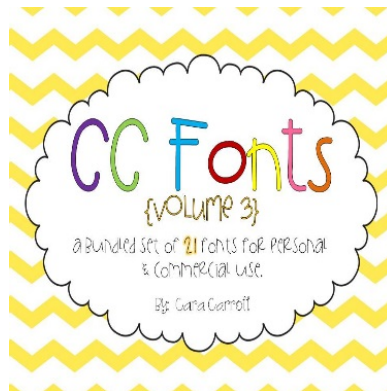

I like to sleep.

Draw a picture to match the play.

Draw a picture to match the play.

Clip Art & Font Credits:

Visit Each Artist's Shop By Clicking On The Buttons Below:



Thank you for purchasing this learning pack!



visit my blog for additional ideas and freebies! 😊

www.missdecarbo.com

Happy Learning,

Christina DeCarbo

©2015 Miss DeCarbo, Inc. All Rights Reserved.

Purchase of this download is for one *personal classroom use only*. If you wish to share this file with a co-worker or any other person, an additional license is required. Additional licenses are available in my TpT shop at half price. Duplication or sharing with other classrooms, co-workers, an entire school system, or posting this on any website or blog violates copyright law. Additional licenses to share with other teachers are available at half price. **You do not have the right to post this file on your blog, website, district website/server, or anywhere online at any time, under any circumstance.**

Thank you for understanding. 😊