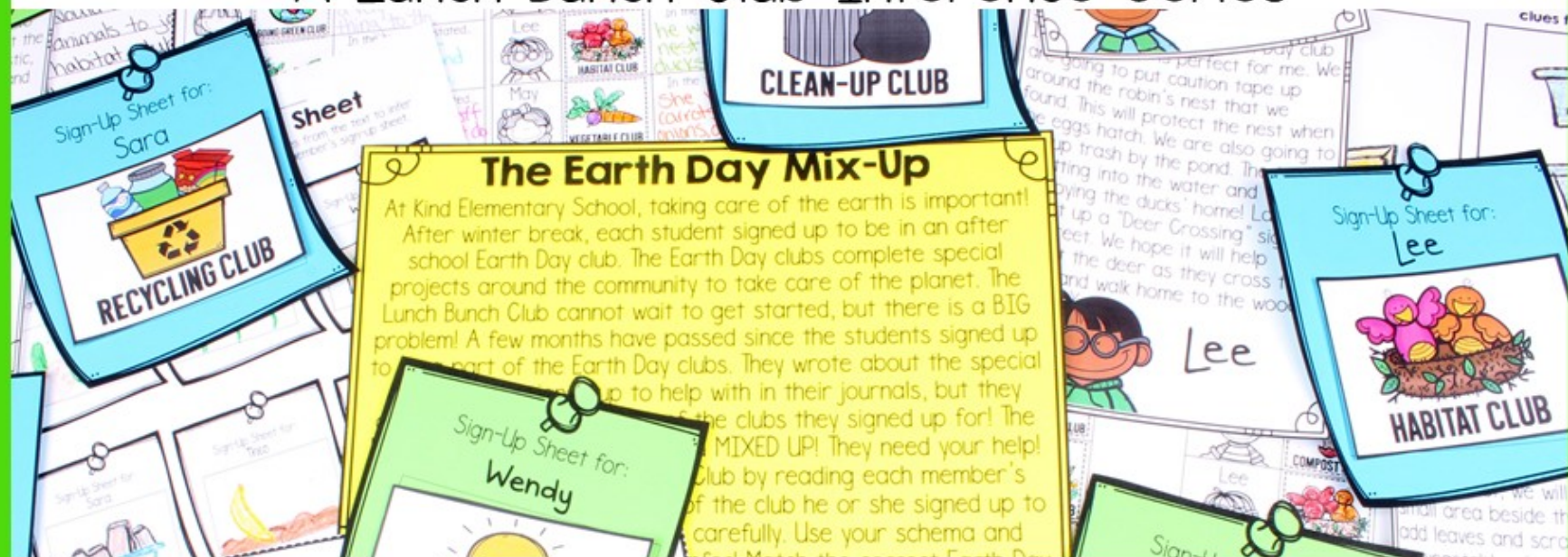


A Lunch Bunch Club Inference Series

A Lunch Bunch Club Inference Series



Mau



MEET THE LUNCH BUNCH CLUB!

Join Sam, Sara, Mike, Lee, Theo, Wendy, Darcy, and May in this fun inference series! These eight friends love having lunch together at school, but sometimes, things at Kind Elementary School get **MIXED UP!** In each inference pack, your students will help the Lunch Bunch Club solve a big problem by using their own schema and clues from the text to make inferences. Can your students help the Lunch Bunch Club friends by working together to be literacy detectives? With each pack, your students will learn more and more about the members of the Lunch Bunch Club. My hope is that your students come to know these eight characters as “old pals” within your classroom. I just know you and your students will have a blast with this resource! At the same time, they will build important literacy skills as they infer, draw conclusions, make predictions, write about their reading and reasoning, and think critically.

Darcy

Sam

Mike

Wendy

Sara

Lee

Theo

May



CAN YOUR STUDENTS HELP THE LUNCH BUNCH CLUB?

At Kind Elementary School, taking care of the earth is important! After winter break, each student signed up to be in an after school Earth Day club. The Earth Day clubs complete special projects around the community to take care of the planet. The Lunch Bunch Club cannot wait to get started, but there is a BIG problem! A few months have passed since the students signed up to be a part of the Earth Day clubs. They remember what special projects they signed up to help with, but they cannot remember the name of the clubs they signed up for! The Lunch Bunch Club is confused and MIXED UP! They need your help! Can you help the Lunch Bunch Club by reading each member's note to figure out the name of the club he or she signed up to join? Use your schema and clues from the text to help you infer!

The Earth Day Mix-Up

At Kind Elementary School, taking care of the earth is important! After winter break, each student signed up to be in an after school Earth Day club. The Earth Day clubs complete special projects around the community to take care of the planet. The Lunch Bunch Club cannot wait to get started, but there is a BIG problem! A few months have passed since the students signed up to be a part of the Earth Day clubs. They wrote about the special projects they signed up to help with in their journals, but they cannot remember the name of the clubs they signed up for! The Lunch Bunch Club is confused and MIXED UP! They need your help! Can you help the Lunch Bunch Club by reading each member's journal to figure out the name of the club he or she signed up to join? Read the journal entries carefully. Use your schema and clues from the text to help you infer! Match the correct Earth Day club to each member's sign-up sheet so that The Lunch Bunch Club will know which clubs they joined! Good luck!

DIFFERENTIATED RECORDING SHEETS: EXAMPLES

The collage displays several versions of the "The Earth Day Mix-Up: Recording Sheet" template, some with student work.

Top Left Template:

- joined this club:** (Blank space for a drawing)
- my schema:** I know that a habitat is an animal's home. I think someone...
- clues from the text:** In the text, he said he... He is a... the...
- Name:** _____
- Directions:** Match...
- The Earth Day Mix-Up: Recording Sheet**

Top Right Template:

- joined this club:** (Blank space for a drawing)
- my schema:** (Blank space for a drawing)
- clues from the text:** (Blank space for a drawing)
- Name:** _____
- Directions:** Match...
- The Earth Day Mix-Up: Recording Sheet**

Middle Template:

- Name:** _____
- Directions:** Read each member's Earth Day journal entry carefully. Then, use your schema and clues from the text to infer which Earth Day club each Lunch Bunch member signed up to join. Draw your inference on each member's sign-up sheet.
- Sign-Up Sheet for:**
 - Sara: (Drawing of a recycling bin)
 - Theo: (Drawing of a globe)
 - Lee: (Drawing of a flower)
 - Wendy: (Drawing of a sun and a recycling bin)

Bottom Left Template (Student Example):

- What clue helped you?** In the text, Sara stated... he has to fill up bags of trash.
- Glue Picture Here:** (Drawing of a recycling bin)
- What clue helped you?** In the text, Sara stated... they will sort trash into three bins.
- Glue Picture Here:** (Drawing of a recycling bin)
- What clue helped you?** In the text, Theo stated... he will add scraps of food to the fertilizer.
- Glue Picture Here:** (Drawing of a compost bin)
- What clue helped you?** In the text, Lee stated... he will protect a...
- Glue Picture Here:** (Drawing of a flower)

Bottom Right Template (Student Example):

- What clue helped you?** In the text, Sara stated... she is filling up plastic bags. I know the bags are for trash cans. She will clean up the trash.
- Glue Picture Here:** (Drawing of a recycling bin)
- What clue helped you?** In the text, Theo stated... he is using old things to make new things. I know that's a green thing.
- Glue Picture Here:** (Drawing of a compost bin)
- What clue helped you?** In the text, Lee stated... he is doing things to protect the...
- Glue Picture Here:** (Drawing of a flower)

RECORDING SHEET EXAMPLES:

The Earth Day Mix-Up: Recording Sheet

Directions: Match each Earth Day member to the correct Earth Day club he or she signed up for. Cut and glue each picture beside the correct friend.

Sam	CLEAN-UP CLUB	Sara	RECYCLING CLUB
Darcy	GOING GREEN CLUB	Eric	COMPOST CLUB
Mike	GARDENING CLUB	Lee	HABITAT CLUB
Wendy	ENERGY CLUB	May	VEGETABLE CLUB

The Earth Day Mix-Up: Recording Sheet

Directions: Match each Earth Day member to the correct Earth Day club he or she signed up for. Cut and glue each picture beside the correct friend. Then, write a clue from the text that helped you find the correct friend.

Sam	CLEAN-UP CLUB	Sara	RECYCLING CLUB
Darcy	GOING GREEN CLUB	Eric	COMPOST CLUB
Mike	GARDENING CLUB	Lee	HABITAT CLUB
Wendy	ENERGY CLUB	May	VEGETABLE CLUB

What clue helped you?

In the text, Sam signed up for the Clean-Up Club because he has to fill up bags of trash.

In the text, Sara signed up for the Recycling Club because she will take things that are old and break them apart.

In the text, Eric signed up for the Compost Club because he will take things that are old and break them apart.

In the text, Lee signed up for the Habitat Club because he will take things that are old and break them apart.

In the text, May signed up for the Vegetable Club because she will turn off the lights that do not really be on.

The Earth Day Mix-Up: Recording Sheet

Directions: Match each Earth Day member to the correct Earth Day club he or she signed up for. Cut and glue each picture beside the correct friend. Then, write a clue from the text that helped you find the correct friend.

Sam	CLEAN-UP CLUB	Sara	RECYCLING CLUB
Darcy	GOING GREEN CLUB	Eric	COMPOST CLUB
Mike	GARDENING CLUB	Lee	HABITAT CLUB
Wendy	ENERGY CLUB	May	VEGETABLE CLUB

What clue helped you?

In the text, Sam signed up for the Clean-Up Club because he has to fill up bags of trash.

In the text, Sara signed up for the Recycling Club because she will take things that are old and break them apart.

In the text, Eric signed up for the Compost Club because he will take things that are old and break them apart.

In the text, Lee signed up for the Habitat Club because he will take things that are old and break them apart.

In the text, May signed up for the Vegetable Club because she will turn off the lights that do not really be on.

The Earth Day Mix-Up: Recording Sheet

Directions: Match each Earth Day member to the correct Earth Day club he or she signed up for. Cut and glue each picture beside the correct friend.

Sam	CLEAN-UP CLUB	Sara	RECYCLING CLUB
Darcy	GOING GREEN CLUB	Eric	COMPOST CLUB
Mike	GARDENING CLUB	Lee	HABITAT CLUB
Wendy	ENERGY CLUB	May	VEGETABLE CLUB

The Earth Day Mix-Up: Recording Sheet

Directions: Match each Earth Day member to the correct Earth Day club he or she signed up for. Cut and glue each picture beside the correct friend. Then, write a clue from the text that helped you find the correct friend.

Sam	CLEAN-UP CLUB	Sara	RECYCLING CLUB
Darcy	GOING GREEN CLUB	Eric	COMPOST CLUB
Mike	GARDENING CLUB	Lee	HABITAT CLUB
Wendy	ENERGY CLUB	May	VEGETABLE CLUB

What clue helped you?

In the text, Sam signed up for the Clean-Up Club because he has to fill up bags of trash.

In the text, Sara signed up for the Recycling Club because she will take things that are old and break them apart.

In the text, Eric signed up for the Compost Club because he will take things that are old and break them apart.

In the text, Lee signed up for the Habitat Club because he will take things that are old and break them apart.

In the text, May signed up for the Vegetable Club because she will turn off the lights that do not really be on.

The Earth Day Mix-Up: Recording Sheet

Directions: Match each Earth Day member to the correct Earth Day club he or she signed up for. Cut and glue each picture beside the correct friend. Then, write a clue from the text that helped you find the correct friend.

Sam	CLEAN-UP CLUB	Sara	RECYCLING CLUB
Darcy	GOING GREEN CLUB	Eric	COMPOST CLUB
Mike	GARDENING CLUB	Lee	HABITAT CLUB
Wendy	ENERGY CLUB	May	VEGETABLE CLUB

What clue helped you?

In the text, Sam signed up for the Clean-Up Club because he has to fill up bags of trash.

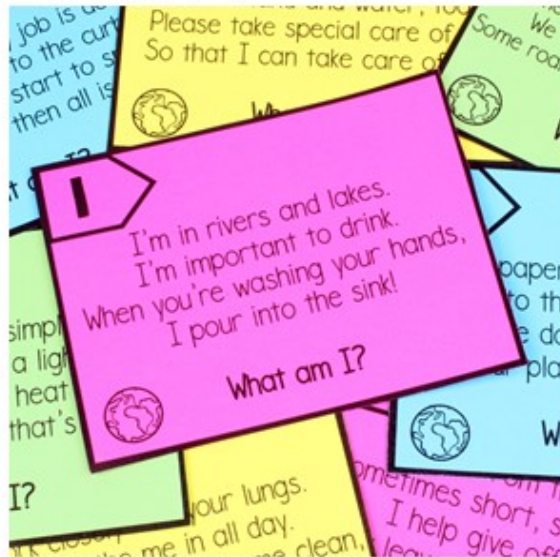

In the text, Sara signed up for the Recycling Club because she will take things that are old and break them apart.

In the text, Eric signed up for the Compost Club because he will take things that are old and break them apart.

In the text, Lee signed up for the Habitat Club because he will take things that are old and break them apart.

In the text, May signed up for the Vegetable Club because she will turn off the lights that do not really be on.

MORE PICTURES AND EXAMPLES:



EXTEND THE LEARNING WITH A WRITING PROJECT!

Let the learning and fun continue with an extended writing project! Each student will think about a special Earth Day club he or she would like to join during Earth Week. Each student will give the club a name and draw a picture to go with it. Then, your students will write journal entries that explain the special projects the clubs will complete to help the earth—just like the Lunch Bunch Club! Your little learners will love putting their comprehension skills to the test as they make inferences about which Earth Day club each friend in their classroom created!



IDEAS FOR USING THIS RESOURCE:



whole class mini lesson



small group reading



literacy centers



collaborative group work



introduction to inference lesson

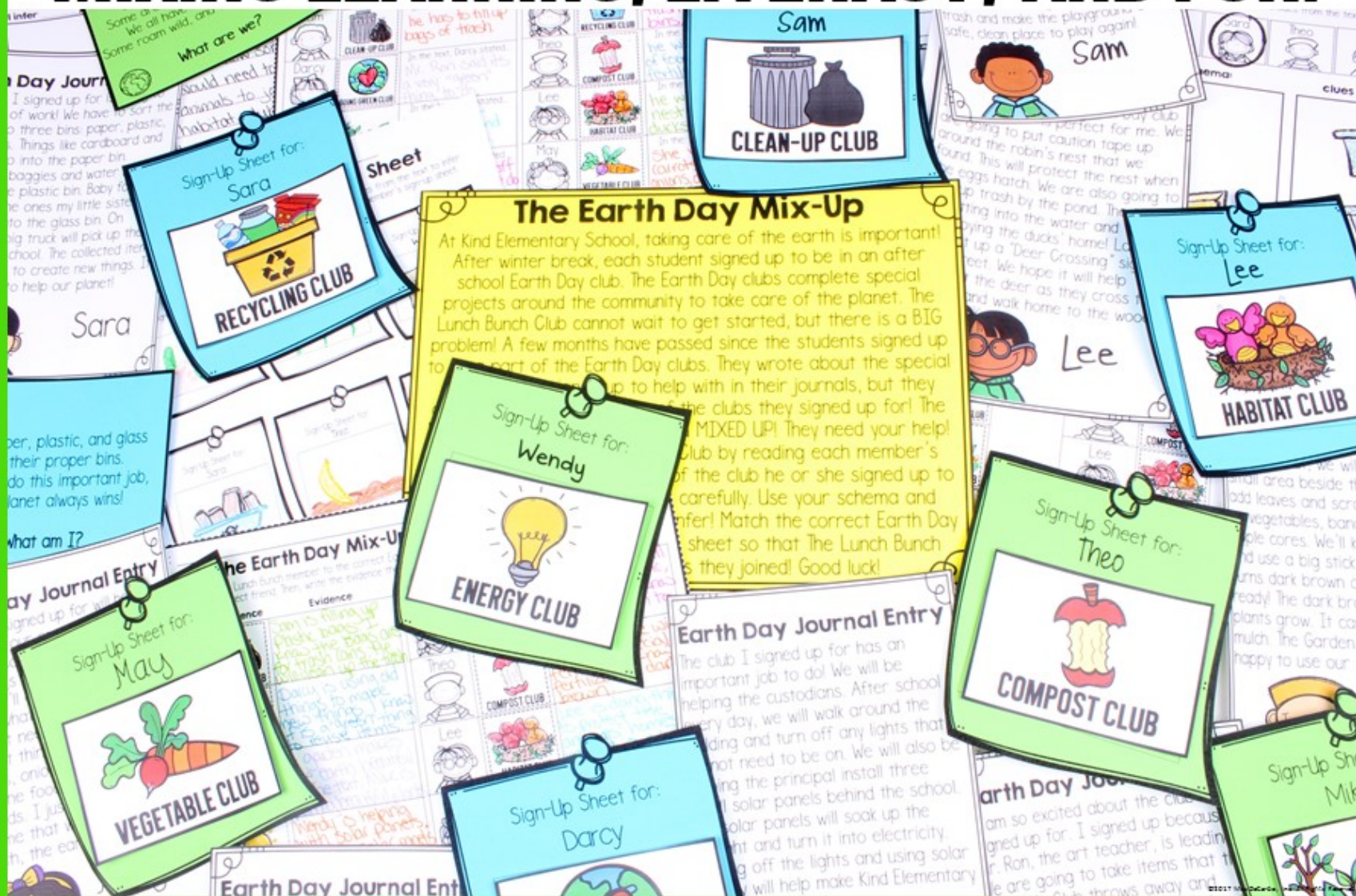


writing activity



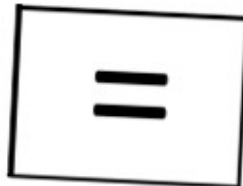

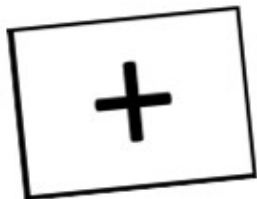
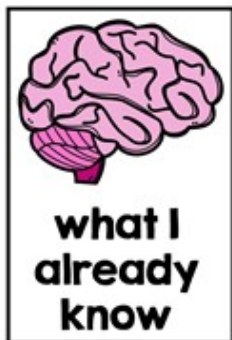
whole class comprehension lesson

MIXING LEARNING, LITERACY, AND FUN!

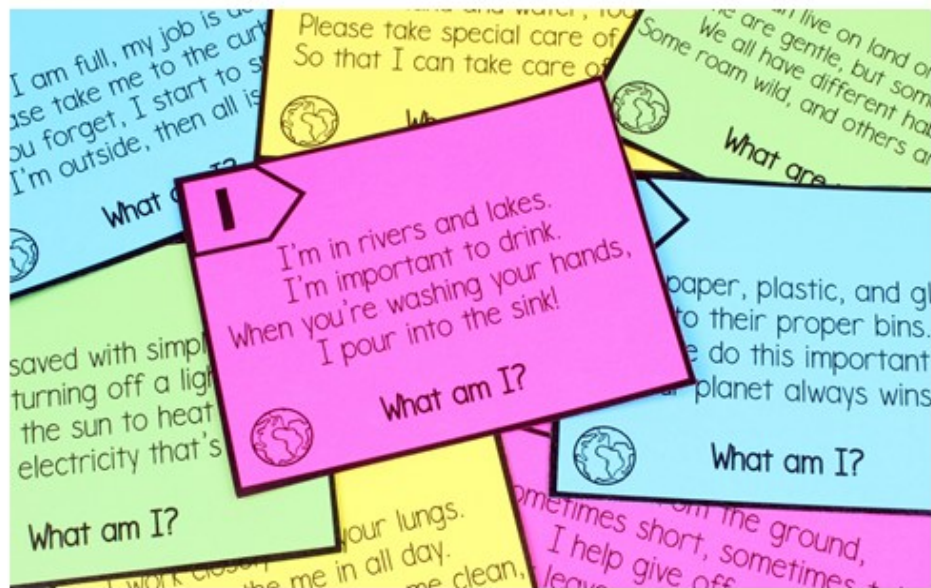


ADDITIONAL RESOURCES

Included in the following pages are inference poster pieces and an anchor chart for you to utilize if desired. Color and print-friendly versions have been included. In addition to an inference poster, you'll find separate poster pieces that break down what is needed to make an inference.



Eight inference riddle cards have also been included for your use. These are great to use in a literacy center, at the small group table, or even as a follow-up mini lesson with the whole class. They would also be a fun introduction to your Lunch Bunch Club lesson plan! Color and print-friendly versions have been included. Two different recording sheets for these task cards have also been added. Students can write or draw their inferences on the recording sheets.





THANK YOU

for choosing a Miss DeCarbo educational resource.



Visit my blog: www.missdecarbo.com

Visit my store: www.missdecarbotpt.com



CONNECT WITH ME




TERMS OF USE:

Purchase of this download is for one personal classroom use only. If you wish to share this file with a co-worker or any other person, an additional license is required. Additional licenses are available in my shop at a discount. Site licenses are available. Please email me for further information. Every page is copyrighted. Duplication, or sharing with other classrooms, co-workers, an entire school system, or posting this on any website or blog violates copyright. This includes district and shared servers. You do not have the right to post this file on your blog, website, district website/server, or anywhere online at any time, under any circumstance.

CLIP ART & FONT CREDITS:

Visit Each Artist's Shop By Clicking On The Buttons Below:



Stock photographs from www.shutterstock.com